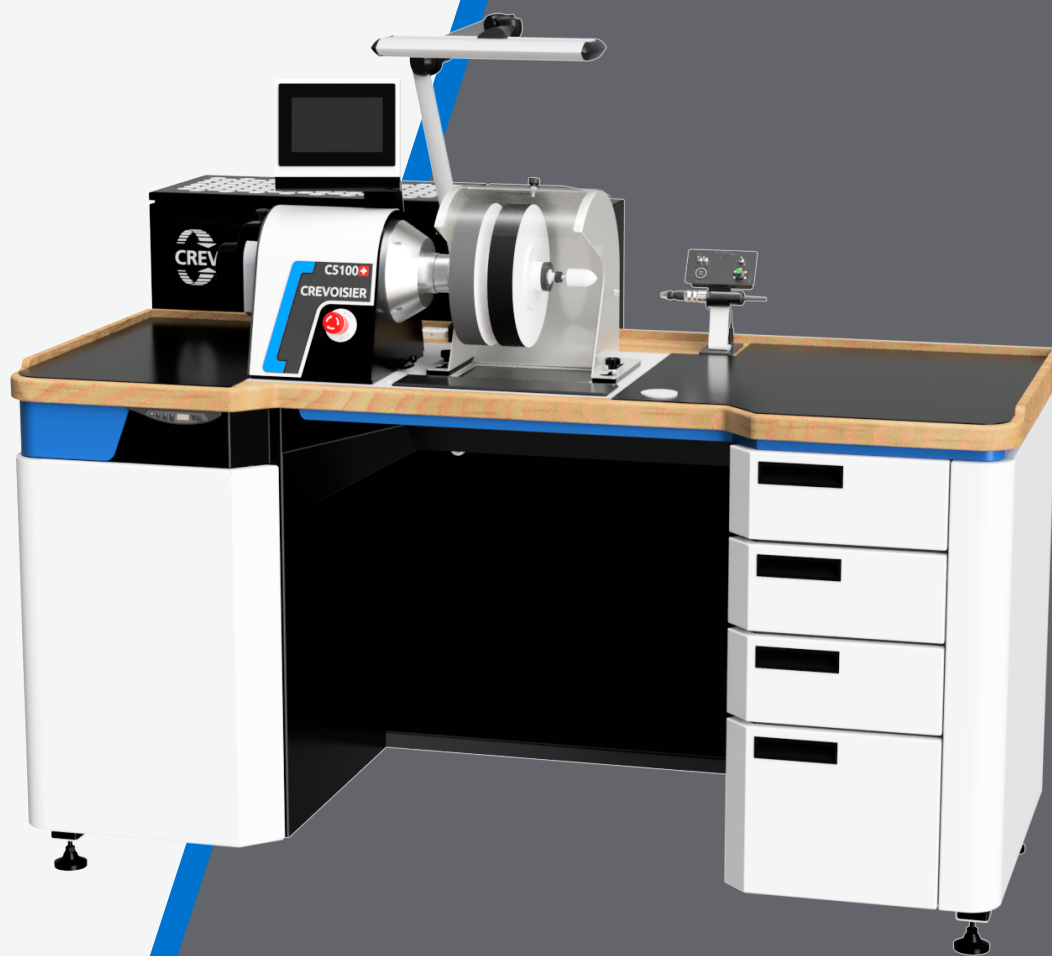




CREVOISIER

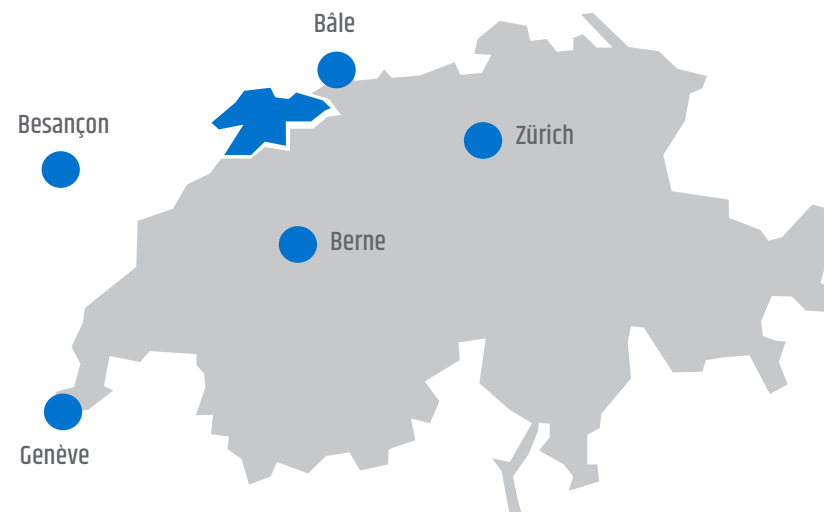
Innovation & Perfection



POLISHING STATION AND ACCESSORIES



At the centre of Europe
in the Swiss Jura



In the cradle of
watchmaking
And micro-technical
skills

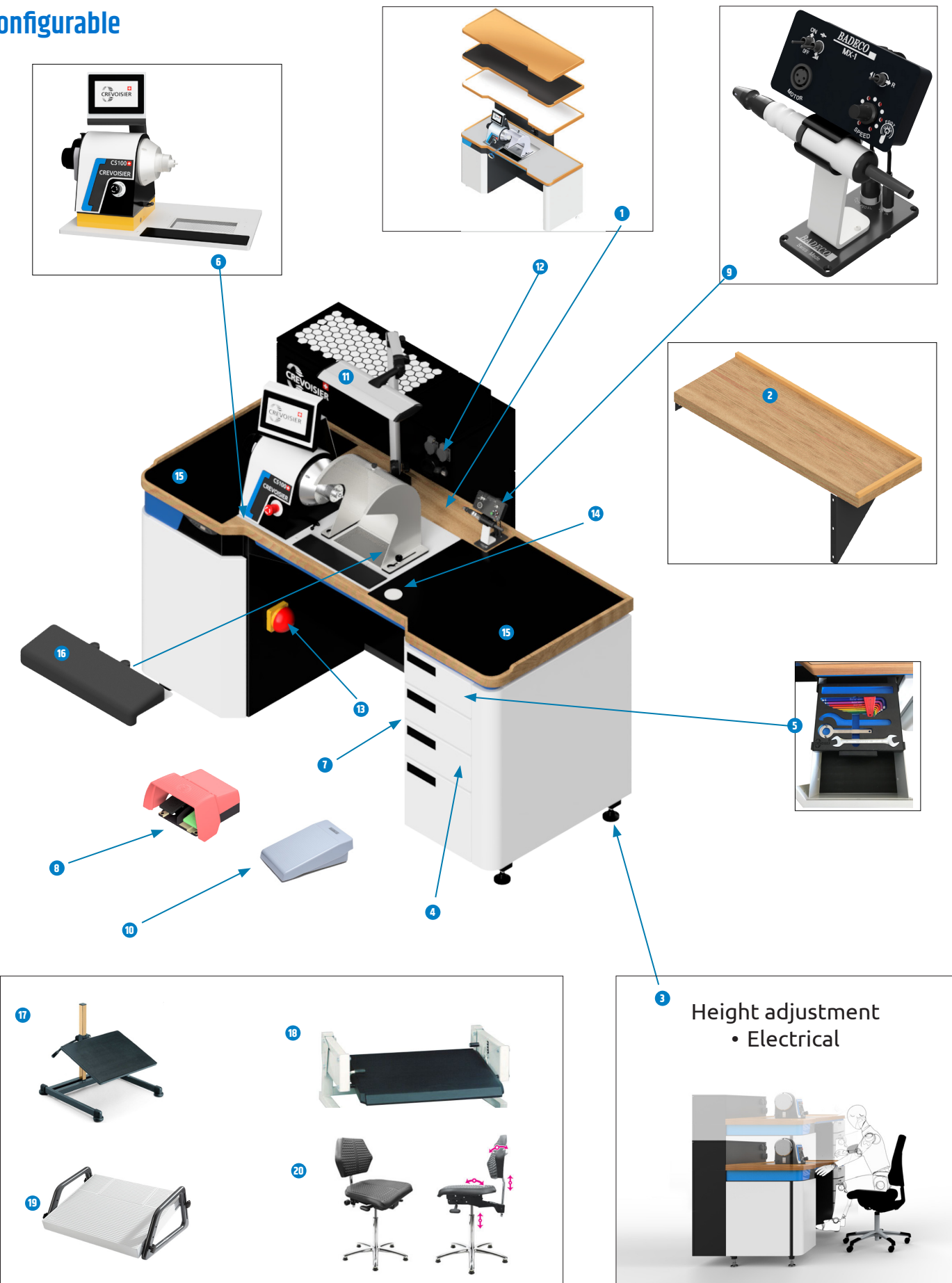


P. 4	UNIVERSAL MACHINES/STAND-ALONE STATIONS	01
P. 28	ANGLE TRANSMISSIONS	02
P. 30	BELT DEVICES	03
P. 36	LAPPING SYSTEMS	04
P. 46	TABLES	05
P. 52	HOLDERS AND CHUCKS	06
P. 58	QUICK-TIGHTENING CLAMPS	07
P. 62	MICROMOTORS	08
P. 64	SPECIAL APPLICATIONS	09
P. 72	SPARE PARTS/EQUIPMENT	10

Options

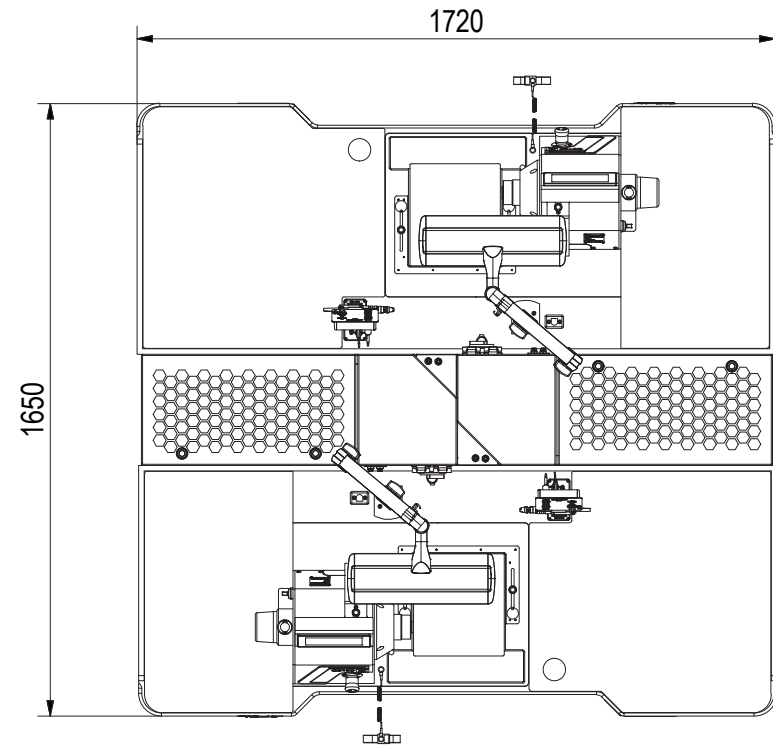
NO.	DESCRIPTION	MATCHCODE	COMFORT	SHORT	COMPACT
1	Worktop with knotty wood finish (colour Argolite Iconic 152)	C500B-RVT-BOIS	X	X	X
	Worktop with black coating (colour Argolite 218 AM)	C500B-RVT-ANT	X	X	X
	Worktop with light grey coating (colour Argolite 276 AM)	C500B-RVT-CLAIR	X	X	X
	Uncoated wooden worktop	C500B-SANS-RVT	X	X	X
	HI-MAC coated worktop	C500B-RVT-HIMACS	X	X	
	Worktop with special coating (as per ARGOLITE colour chart)	C500B-RVT-SPE	X	X	
2	Additional worktop for DSG station (same as main worktop)	C500B-PLA-ADD-XXXX	X	X	
3	Electrically adjustable feet (worktop height 880 to 1180 mm)	C500B-PIED-ELEC	X	X	X
4	4-drawer unit with black/grey handles	C500B-LAY-011/010	X		
5	5S storage system for CREVOISIER workstation	C500B-LAY-015	X		
	Suction variable speed drive	C500B-ASPI-VAR-010	X	X	X
	Top power supply	C500S-ALIM-HAUT	X	X	
	Bottom power supply	C500S-ALIM-BAS	X	X	
	Station serial power supply	C500B-ALIM-SERIE	X	X	
	Power supply cable (three-phase)	C500B-SANS-FICHE-010	X	X	X
	CEE 16A mobile plug	C500B-FICHE-EURO16	X	X	X
	Type 15 male plug	C500B-FICHE-T15	X	X	X
	Type 25 male plug	C500B-FICHE-T25	X	X	X
	Torque limiter	C5100-LIMIT-CPL	X	X	X
6	Riser base H=30 mm	C5100-AC-010	X	X	X
	Riser base H=50 mm	C5100-AC-020	X	X	X
7	Compressed air gun	C500B-PIST-AIR-001/005	X	X	X
	Air gun preconfiguration	C500B-PIST-AIR-010	X	X	
8	Spindle start / stop control pedal preconfiguration	C5100-PDL-010	X	X	X
	Single spindle control pedal (C5100)	C5100-PDL-011	X	X	X
	Start/stop and clamp control pedal preconfiguration	C5100-PDL-020	X	X	
	Spindle double control pedal (C5100)	C5100-PDL-021	X	X	
	Spindle triple control pedal (C5100)	C5100-PDL-022	X	X	
9	Badeco micromotor	C501-BAD-10	X	X	X
10	Badeco start/stop pedal	C501-BAD-11	X	X	X
	Badeco start/stop and/or speed variation pedal	C501-BAD-12	X	X	X
11	Workstation lamp	C500B-LAMPE_LED	X	X	X
	Preconfiguration for Waldmann lamp/other manufacturers	C500B-LAMPE_010/012	X	X	X
12	Service socket (CH, EU, FR, UK, US)	C500B-PRISE-XX-YYYY	X	X	X
13	Knee-operated emergency stop, left/right-hand mounting	C500B-ARRET-010/011	X	X	
14	Bobino tape, Ø60 mm	C501-TAP-BOB	X	X	
15	Left-hand protective mat	C500B-TAP-G-XXX	X	X	
	Right-hand protective mat	C500B-TAP-D-XXX	X	X	
16	Armrest with tapped hole protectors	C500B-ACCOU-020	X	X	X
17	Manual footrest	C5001-RPP-MAN	X	X	
18	Footrest with foot adjustment	C5001-RPP-ERGO	X	X	
19	RELAX footrest	C5001-RPP-RELAX	X	X	
20	Ergonomic chair with/without casters	C501-AC-300/301	X	X	
	Dismantlable station version	C500B-PO-DEMON-XXX	X	X	

Configurable

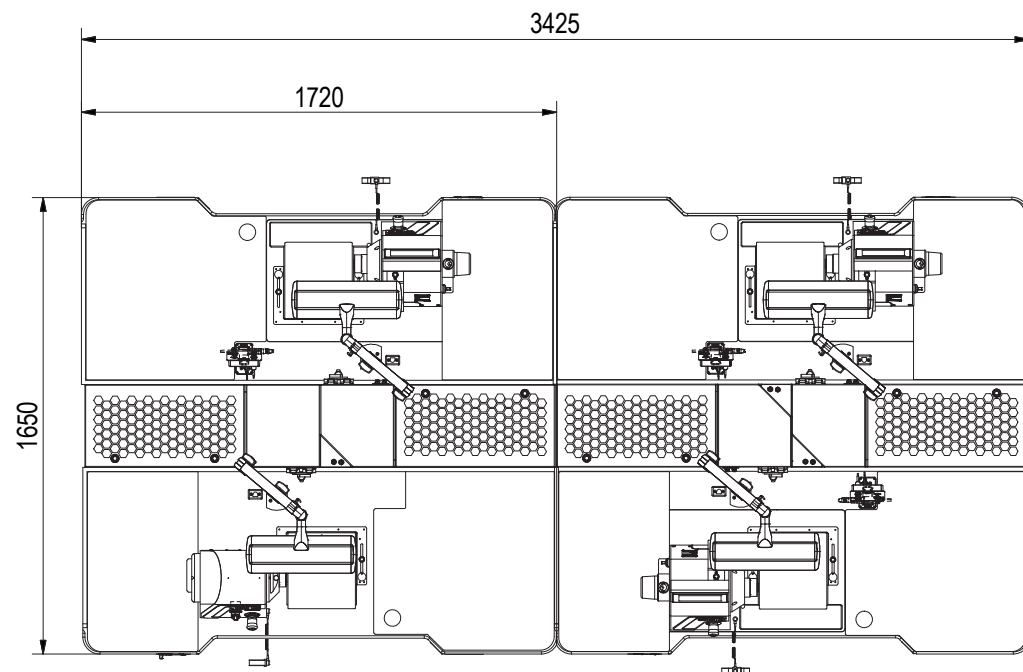


Nestable

COMFORT DOUBLE STATIONS

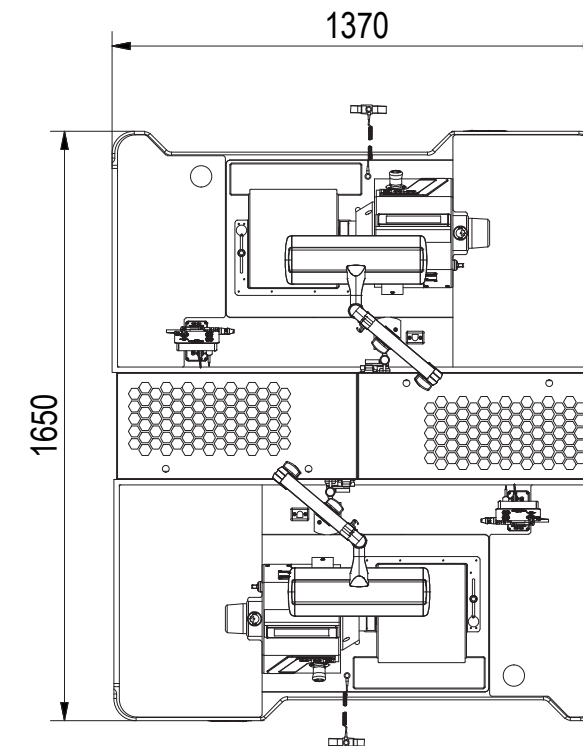


COMFORT MULTIPLE STATIONS

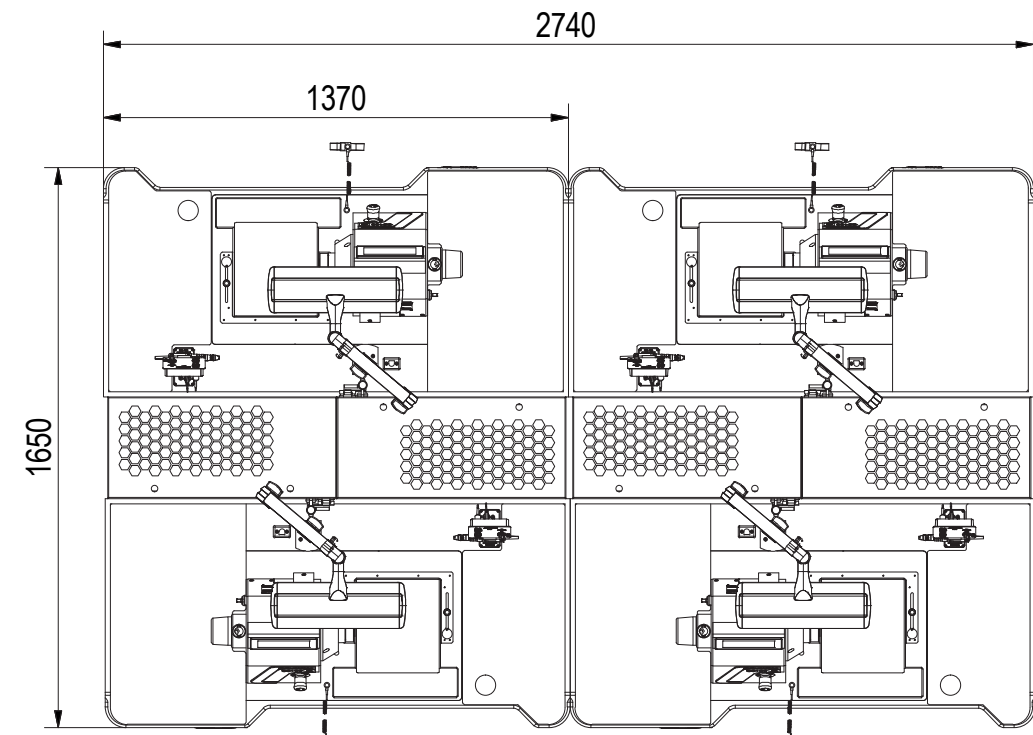


Nestable

SHORT DOUBLE STATIONS



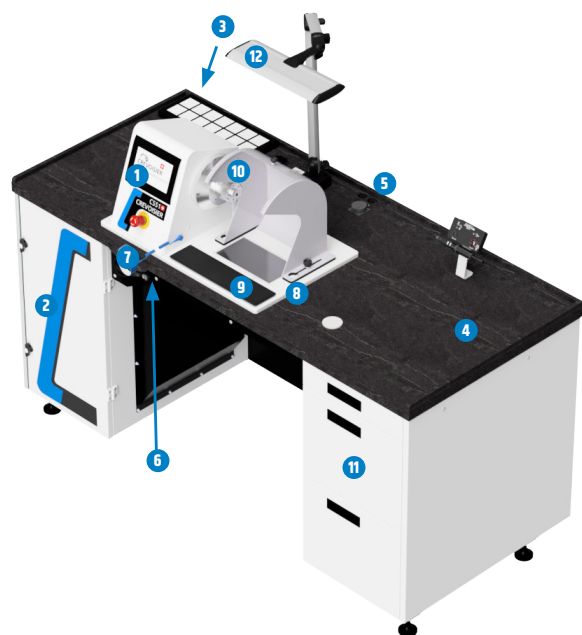
SHORT MULTIPLE STATIONS



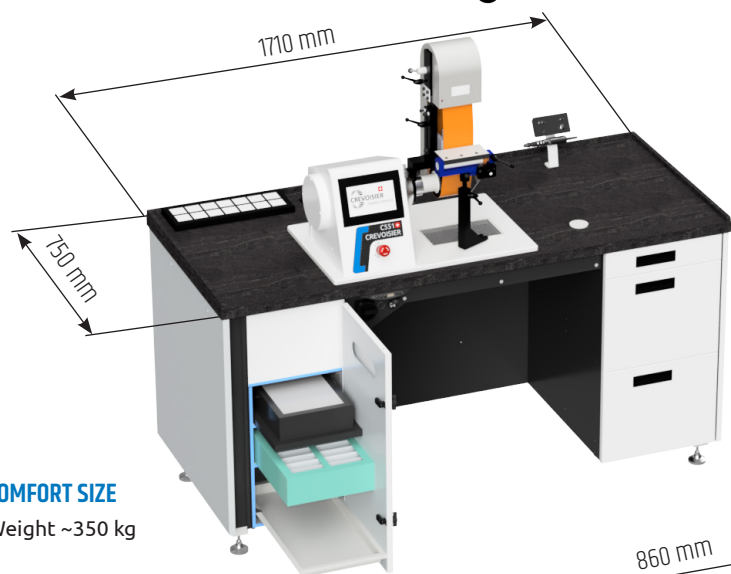
01

S-LINE STATIONS

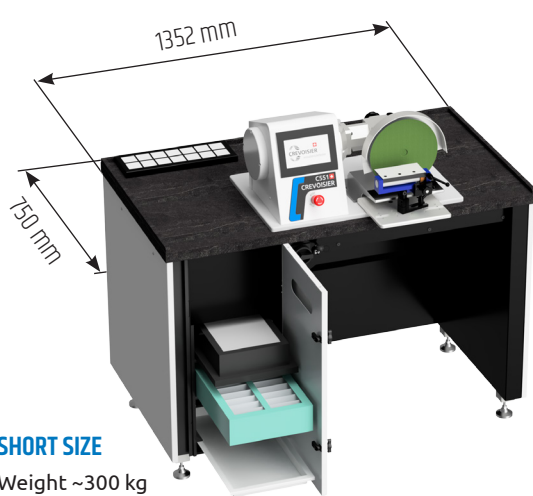
The S-Line range universal finishing station is used for polishing, buffing, satin-finishing, lapping operations, etc. This latest-generation stand-alone station is equipped with a spindle motor and a touchscreen for an intuitive user interface. This station meets the most stringent ergonomic standards, and features a silent, high-performance suction system.



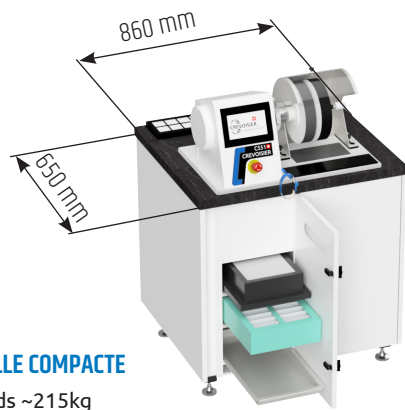
- 1 C551 universal machine
- 2 Suction filter
- 3 Access to electrical cabinet
- 4 Worktop, (Jura slate coating)
- 5 1 service socket suitable for the country of delivery (optional)
- 6 USB port
- 7 Antistatic wristband
- 8 Base plate
- 9 Tapped hole protector
- 10 Protective cover (optional)
- 11 Drawer unit
- 12 Lamp (optional)



COMFORT SIZE
Weight ~350 kg



SHORT SIZE
Weight ~300 kg



TAILLE COMPACTE
Poids ~215kg

C551 TECHNICAL SPECIFICATIONS



- Anodised aluminium base plate
- Built-in spindle motor 2.1kW
- Speed range 100 to 4500 min⁻¹
- Touchscreen
- Spindle lock (tool change)
- Compatibility with the entire M12 range
- Hardened and trued spindle nose

ACCESSORIES INCLUDED WITH THE MACHINE:

- M12 rod
- Suction grille
- Tapped hole protectors
- Antistatic wristband

C5001 TECHNICAL SPECIFICATIONS



- Anodised aluminium base plate
- Built-in spindle motor 1.5kW
- Speed range 100 to 6000 min⁻¹
- Touchscreen
- Spindle lock (tool change)
- 100% compatible with the entire range
- Swing 170 mm
- Hardened and trued spindle nose
- Setting slide (optional): Slide stroke 90 mm

ACCESSORIES INCLUDED WITH THE MACHINE:

- M8 rod
- Suction grille
- Rod protector
- Tapped hole protectors
- Antistatic wristband

C501 TECHNICAL SPECIFICATIONS



- Anodised aluminium base plate
- Speed range 60 to 2500 min⁻¹ / 400 to 3500 min⁻¹
- Control panel
- Digital speed display
- Spindle lock (tool change)
- Limited Crevoisier® tooling compatibility
- Swing 155mm
- Hardened and trued spindle nose

ACCESSORIES INCLUDED WITH THE MACHINE:

- M8 rod
- Rod protector
- Suction grille
- Tapped hole protectors
- Antistatic wristband

To order:

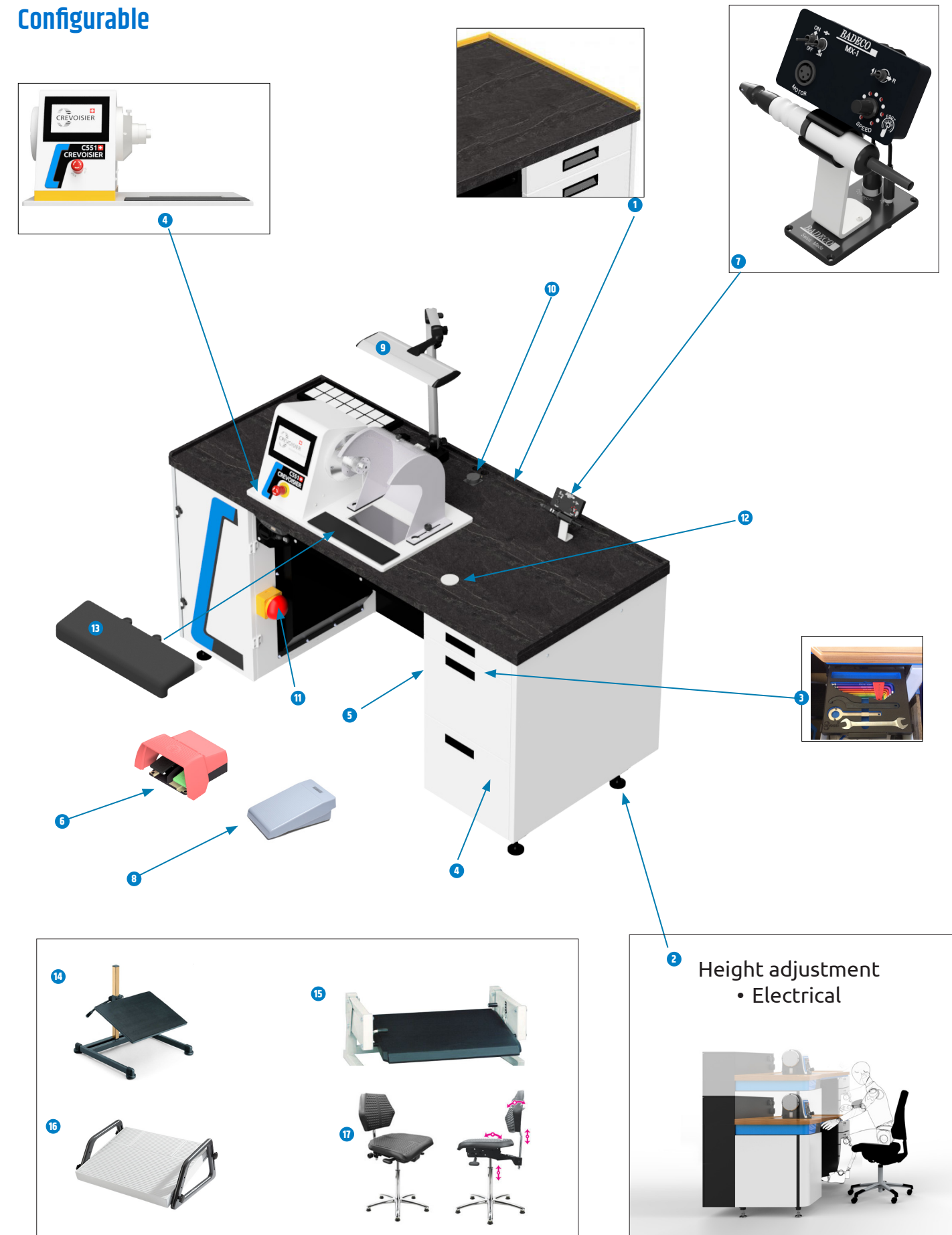


	1	C551	C5001	C501
MACHINE		C551	C5001	C501
	2	SPL	CRT	SAV
SIZE		Comfort	Short	Compact
	3	A	B	C
VOLTAGE		3x400V-50/60Hz	1x230V 50/60Hz	3x230V-50/60Hz
SHORT-CIRCUIT CURRENT		10A	16A	16A

Options

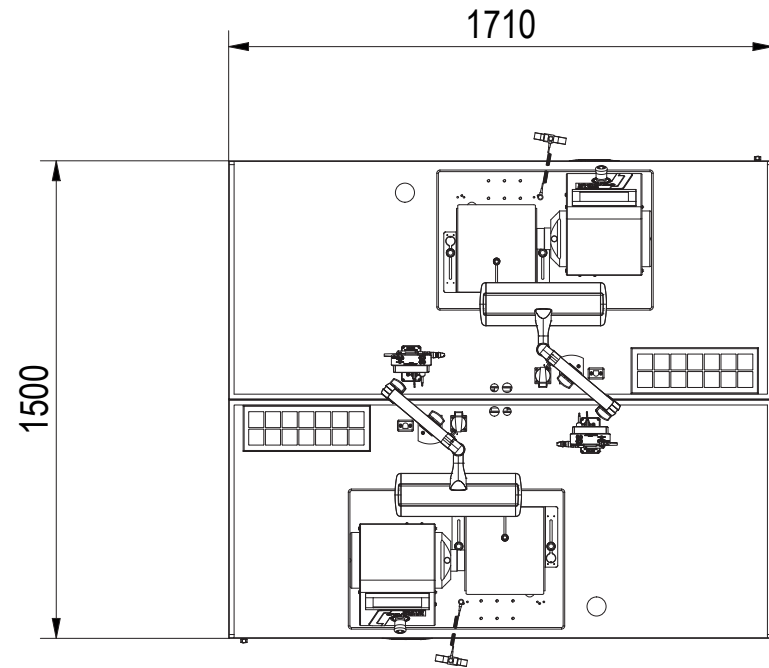
NO.	DESCRIPTION	MATCHCODE	COMFORT	SHORT	COMPACT
1	Worktop with beading	C551-LIS-010	X	X	
2	Electrically adjustable feet (worktop height 880 to 1180 mm)	C500B-PIED-ELEC	X	X	X
3	5S storage system for CREVOISIER workstation	C500B-LAY-015	X		
	Suction variable speed drive	C500B-ASPI-VAR-010	X	X	X
	Top power supply	C500S-ALIM-HAUT	X	X	
	Bottom power supply	C500S-ALIM-BAS	X	X	
	CEE 16A mobile plug	C500B-FICHE-EURO16	X	X	X
	Type 15 male plug	C500B-FICHE-T15	X	X	X
	Type 25 male plug	C500B-FICHE-T25	X	X	X
	Torque limiter	C5100-LIMIT-CPL	X	X	X
4	Riser base H=30 mm	C5100-AC-010	X	X	X
	Riser base H=50 mm	C5100-AC-020	X	X	X
5	Compressed air gun	C500B-PIST-AIR-001/005	X	X	X
	Air gun preconfiguration	C500B-PIST-AIR-010	X	X	
6	Spindle start / stop control pedal preconfiguration	C551-PDL-010	X	X	X
	Single spindle control pedal (C5100)	C5100-PDL-011	X	X	X
7	Badeco micromotor	C501-BAD-10	X	X	X
8	Badeco start/stop pedal	C501-BAD-11	X	X	X
	Badeco start/stop and/or speed variation pedal	C501-BAD-12	X	X	X
9	Workstation lamp	C500B-LAMPE_LED	X	X	X
	Preconfiguration for Waldmann lamp/other manufacturers	C500B-LAMPE_010/012	X	X	X
10	Service socket (CH, EU, FR, UK, US)	C500B-PRISE-XX-YYYY	X	X	X
11	Knee-operated emergency stop, left/right-hand mounting	C500B-ARRET-010/011	X	X	
12	Bobino tape, Ø60 mm	C501-TAP-BOB	X	X	
13	Armrest with tapped hole protectors	C500B-ACCOU-020	X	X	X
14	Manual footrest	C5001-RPP-MAN	X	X	
15	Footrest with foot adjustment	C5001-RPP-ERGO	X	X	
16	RELAX footrest	C5001-RPP-RELAX	X	X	
17	Ergonomic chair with/without casters	C501-AC-300/301	X	X	

Configurable

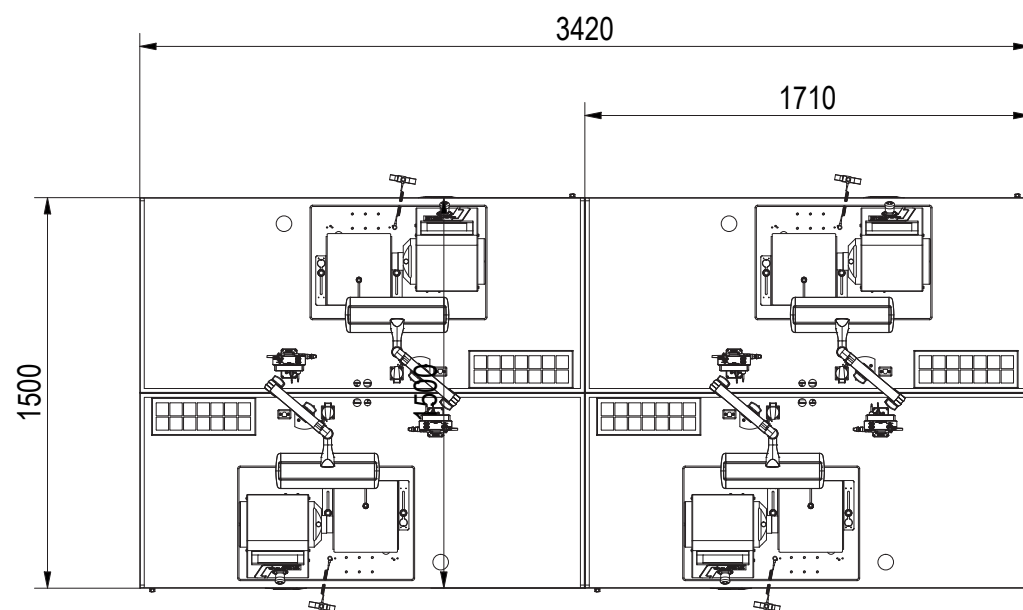


Nestable

COMFORT DOUBLE STATIONS

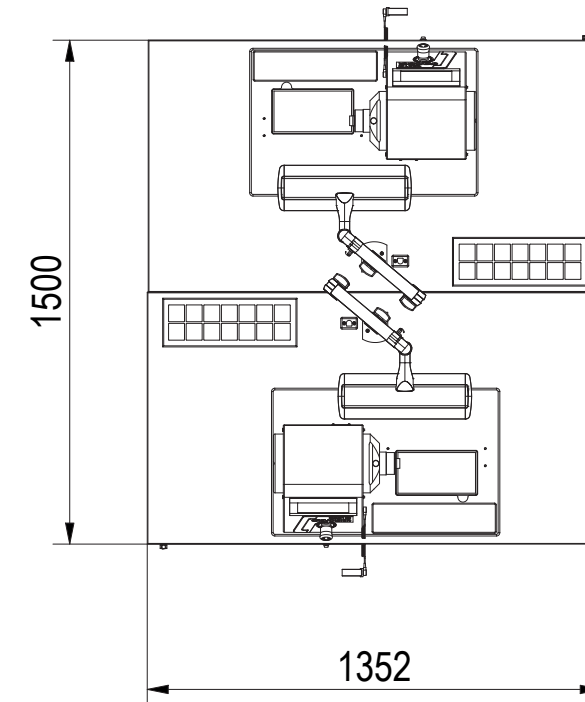


COMFORT MULTIPLE STATIONS

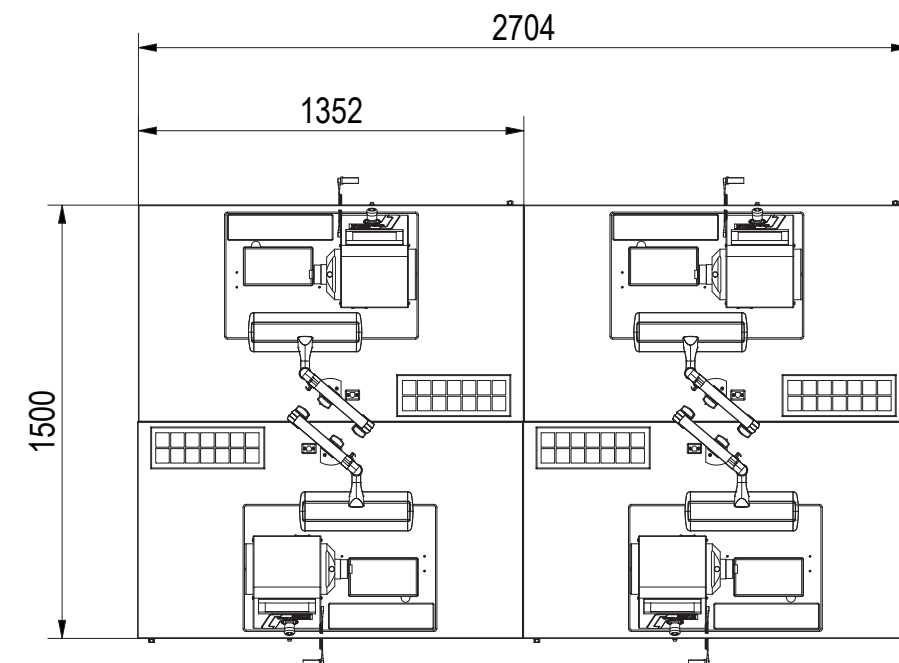


Nestable

SHORT DOUBLE STATIONS

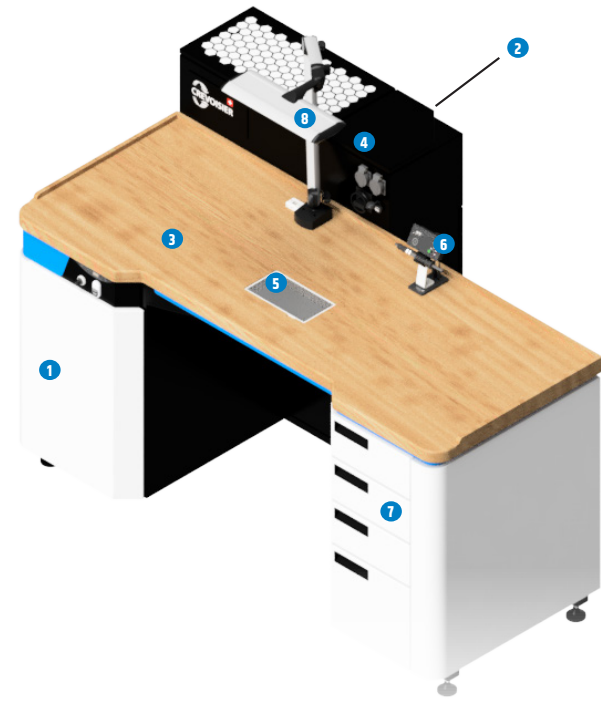


SHORT MULTIPLE STATIONS

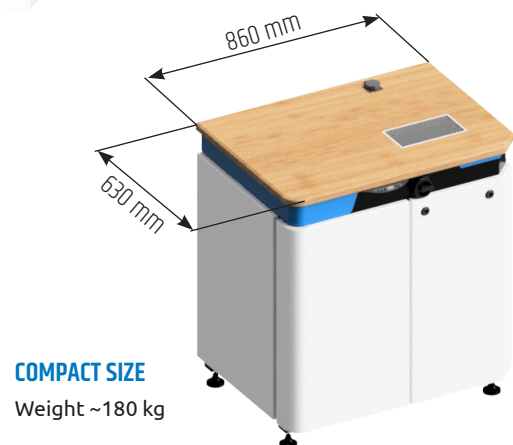
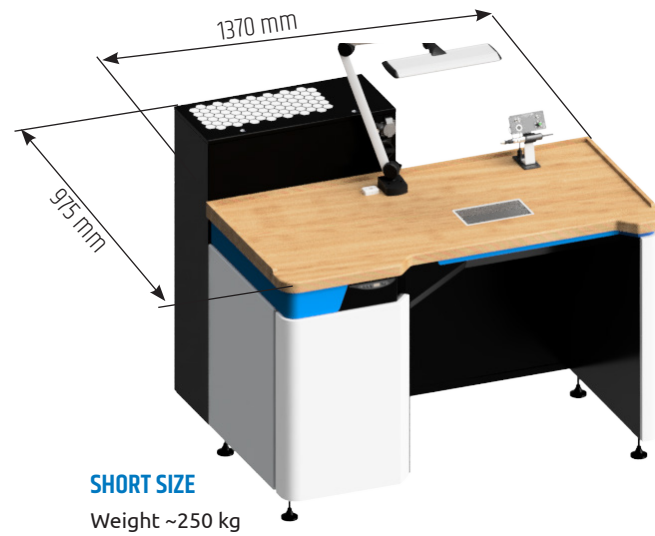
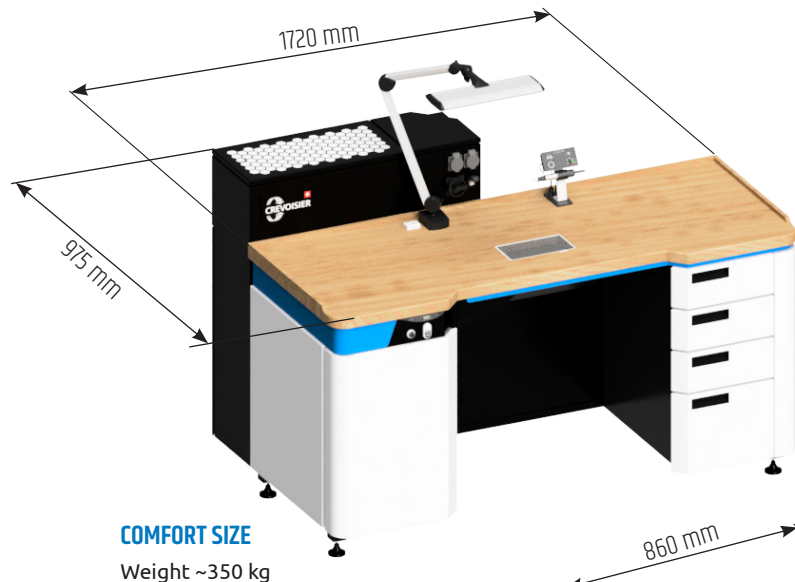


DSG SUCTION STATIONS

This station meets the most stringent ergonomic standards, and features a silent, high-performance suction system.



- 1 Suction filter
- 2 Access to electrical cabinet
- 3 Worktop, with a choice of coatings, see options
- 4 Service sockets suitable for the country of delivery
- 5 Suction grille (optional)
- 6 Badeco motor (optional)
- 7 Drawer unit (optional)
- 8 Lamp (optional)



TECHNICAL SPECIFICATIONS

- **Colours:**
 - RAL 7035 grey and RAL 9011 black
 - Decorations: RAL 5015 blue (other colours are optionally available)
- **Suction**
 - Filter access: via front
 - Absolute filter
 - Suction control via an ON/OFF push-button

To order:



	1 - SPL	CRT	SAV
SIZE	Comfort	Short	Compact
	2 - A B C		
VOLTAGE	3x400V-50/60Hz	1x230V 50/60Hz	3x230V-50/60Hz
SHORT-CIRCUIT CURRENT	10A	16A	16A

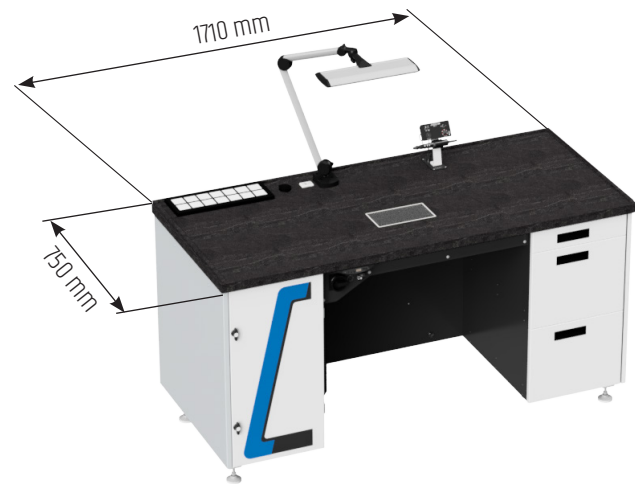
➔ A CREVOISIER machine can be built in (ECO kit).

SLINE SUCTION STATIONS

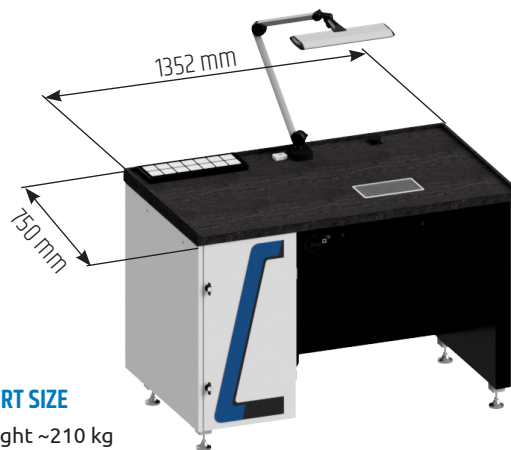
This station meets the most stringent ergonomic standards, and features a silent, high-performance suction system.



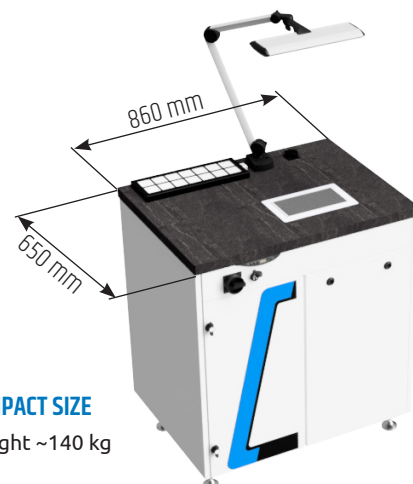
- 1 Suction filter
- 2 Access to electrical cabinet
- 3 Worktop, (Jura slate coating)
- 4 Service socket suitable for the country of delivery (optional)
- 5 Suction grille (optional)
- 6 Badeco motor (optional)
- 7 Drawer unit (optional)
- 8 Lamp (optional)



COMFORT SIZE
Weight ~310 kg



SHORT SIZE
Weight ~210 kg

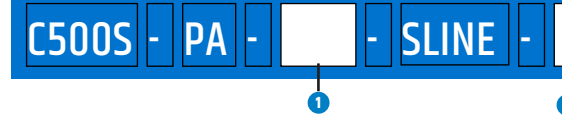


COMPACT SIZE
Weight ~140 kg

TECHNICAL SPECIFICATIONS

- **Colours:**
 - RAL 7035 grey and RAL 9011 black
 - Decorations: RAL 5015 blue and RAL 9011 black, coarse surface (other colours are optionally available)
- **Suction**
 - Filter access: via front
 - Absolute filter
 - Suction control via an ON/OFF push-button

To order:

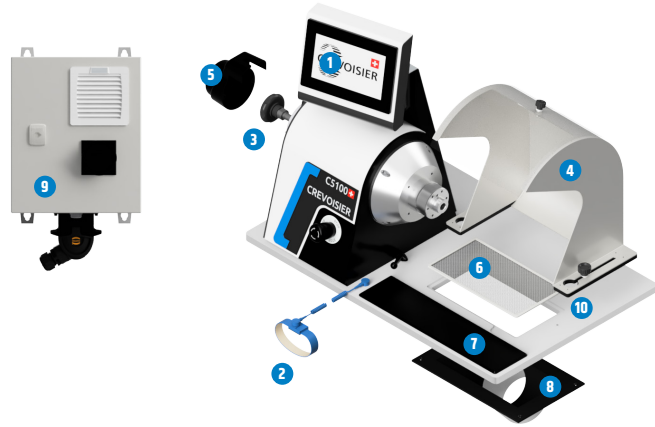


	1 - SPL	CRT	SAV
SIZE	Comfort	Short	Compact
	2 - A	B	C
VOLTAGE	3x400V-50/60Hz	1x230V 50/60Hz	3x230V-50/60Hz
SHORT-CIRCUIT CURRENT	10A	16A	16A

→ A CREVOISIER machine can be built in (ECO kit).

C5100-KIT-ECO

The C5100 universal finishing machine is used for polishing, buffing, satin-finishing, lapping operations, etc. This latest-generation machine is equipped with a spindle motor and a touchscreen for an intuitive user interface. Available for workbench or station installation, with built-in suction.



- 1 HD touchscreen
- 2 Antistatic wristband
- 3 M8 rod
- 4 Protective cover
- 5 Rod protector
- 6 Suction grille
- 7 Tapped hole protectors
- 8 Link cone
- 9 Electrical unit
- 10 Base plate

CARACTÉRISTIQUES TECHNIQUES

FOR WORKBENCH MOUNTING:

- **Anodised aluminium base plate** (Width 440 mm x length 680 mm)
- **Built-in spindle motor** 2.1kW
- **Speed range** 100 to 6000 min⁻¹
- **Touchscreen**
- **Spindle lock** (tool change)
- **100% compatible** with the entire range
- **Swing** 170 mm (optionally 200 or 220 mm)
- **Hardened and trued** spindle nose
- **Setting slide:** Slide stroke 90 mm
- **Colours:** - Decorations: RAL 5015 blue, - RAL 7035 grey and RAL 9011 black
- **Weight:** approx. 56 kg
- **Remote electrical unit**, dimensions: 310 x 270 x 70 mm

ACCESSORIES INCLUDED WITH THE MACHINE:

- M8 rod
- Suction grille
- Link cone
- Rod protector
- Tapped hole protectors
- Antistatic wristband
- Fastening studs
- Drilling stencil
- 1 additional fan filter

→ See the next page for the options.

USER-FRIENDLY INTERFACE THANKS TO THE HD TOUCHSCREEN

- More than 10 languages to choose from
- 3 working modes
- 3 x 4 configurable speeds
- Timer
- Torque limiter (optional)
- Management of optional peripherals (suction, lamp, etc.)
- External USB port for loading files
- Reading pdf files (procedure, etc.)
- Start/stop pedal (optional)

DESCRIPTION


VOLTAGE		3x400V-50/60Hz	1x230V-50/60Hz	3x230V-50/60Hz
SHORT-CIRCUIT CURRENT		10A	16A	16A
MOBILE	Speed: 100 to 6000 min ⁻¹	C5100-KIT-ECO-A_M	C5100-KIT-ECO-B_M	C5100-KIT-ECO-C_M

→ We offer a wide range of fittings according to the optional accessories you select. For the choice of accessories, see the specific chapters.

OPTIONS

Item	DESCRIPTION	MATCHCODE
-	Torque limiter	C5100-LIMIT-CPL
	Riser base H=30 mm	C5100-AC-010
	Riser base H=50 mm	C5100-AC-020
-	Spindle on/off pedal	C5100-PDL-011

Examples of applications



C5100 machine in frontal lapping configuration

See the specific chapter for the accessories



C5100 machine in vertical satin-finishing configuration

See the specific chapter for the accessories



C5100 machine in circular satin-finishing configuration

See the specific chapter for the accessories

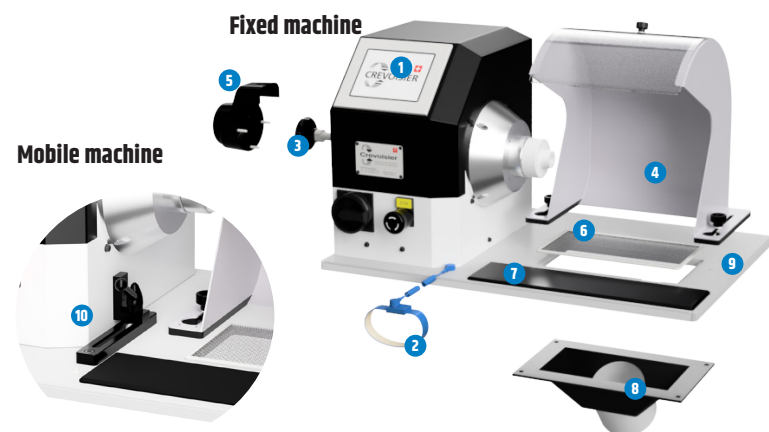


C5100 machine in polishing & buffing configuration

See the specific chapter for the accessories

C5001-KIT-ECO

The universal polishing machine is used for satin-finishing and lapping operations, and many other repair jobs. This machine is ideal for manual use as a polishing machine. Lapping discs, endless belt devices, stakes, B8 and W12 collets, etc. significantly increase your production flexibility. The anodised aluminium base plate can be used to mount accessories such as 3D tables, lapping bars, protective covers, etc. Optionally, the universal machine can be equipped a slide to adjust the working distance and thereby improve user comfort.



- 1 HD touchscreen
- 2 Antistatic wristband
- 3 M8 rod
- 4 Protective cover (optional)
- 5 Rod protector
- 6 Suction grille
- 7 Tapped hole protectors
- 8 Link cone
- 9 Base plate
- 10 Slide (mobile version) (optional)

TECHNICAL SPECIFICATIONS

FOR WORKBENCH MOUNTING:

- Anodised aluminium base plate (Width 440 mm x length 640 mm)
- Built-in spindle motor 1.5kW
- Speed range 100 to 6000 min-1
- Touchscreen
- Spindle lock (tool change)
- 100% compatible with the entire range
- Swing 165 mm (optionally 200 or 220 mm)
- Hardened and trued spindle nose
- Setting slide: Slide stroke 90 mm
- Colours: - RAL 7035 grey and RAL 9011 black, fine surface
- Weight: approx. 60 kg

ACCESSORIES INCLUDED WITH THE MACHINE:

- M8 rod
- Suction grille
- Link cone
- Rod protector
- Tapped hole protectors
- Antistatic wristband
- Fastening studs
- Drilling stencil
- 1 additional fan filter

→ See the next page for the options.

USER-FRIENDLY INTERFACE THANKS TO THE HD TOUCHSCREEN

- More than 10 languages to choose from
- 3 working modes
- 4 configurable speeds
- Timer
- Suction management (optional)

DESCRIPTION

VOLTAGE		3x400V-50/60Hz	1x230V-50/60Hz	3x230V-50/60Hz
SHORT-CIRCUIT CURRENT		10A	16A	10A
MOBILE	Speed:	C5001-KIT-ECO-A_M	C5001-KIT-ECO-B_M	C5001-KIT-ECO-C_M
FIXED	100 to 6000 min-1	C5001-KIT-ECO-A_F	C5001-KIT-ECO-B_F	C5001-KIT-ECO-C_F

→ We offer a wide range of fittings according to the optional accessories you select. For the choice of accessories, see the specific chapters.

Options

Item	DESCRIPTION	MATCHCODE
	Mobile riser base H=35 mm	C5001-AC-300
	Fixed riser base H=35 mm	C5001-AC-0301
	Mobile riser base H=55 mm	C5001-AC-0302
	Fixed riser base H=55 mm	C5001-AC-0303
-	Spindle on/off pedal	C5100-PDL-011

Examples of applications



C5001 machine in frontal lapping configuration
See the specific chapter for the accessories



C5001 machine in vertical satin-finishing configuration
See the specific chapter for the accessories



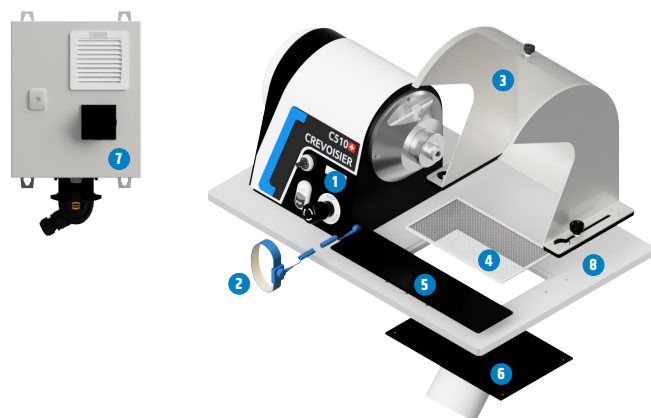
C5001 machine in circular satin-finishing configuration
See the specific chapter for the accessories



C5001 machine in polishing & buffing configuration
See the specific chapter for the accessories

C510-KIT-ECO

The C510 universal polishing machine is used for felt polishing, polishing, buffing and brushing operations. This latest-generation machine is equipped with a spindle motor. Changing chucks makes it simple to switch between series and/or between operations. Available for workbench or station installation, with built-in suction.



- 1 Digital display
- 2 Antistatic wristband (optional)
- 3 Protective cover (optional)
- 4 Suction grille (optional)
- 5 Tapped hole protectors (optional)
- 6 Link cone (optional)
- 7 Electrical unit
- 8 Base plate (optional)

TECHNICAL SPECIFICATIONS

FOR WORKBENCH MOUNTING:

- **Anodised aluminium base plate** (optional)
(Width 440 mm x length 680 mm)
- **Built-in spindle motor** 2.1kW
- **Speed range** 300 to 4500 min⁻¹
- **Digital speed** display
- **Spindle lock** (tool change)
- **Compatibility with the entire M12 range**
- **Swing** 170 mm
(optionally 200 or 220 mm)
- **Hardened and trued** spindle nose
- **Colours:**
 - Decorations: RAL 5015 blue
 - RAL 7035 grey and RAL 9011 black
(other colours are optionally available)
- **Weight:** approx. 36 kg
- **Remote electrical unit, dimensions:**
310 x 270 x 270 mm
- **Potentiometer speed** control system

ACCESSORIES INCLUDED WITH THE MACHINE:

- Fastening studs
- Drilling stencil
- 1 additional fan filter

→ See the next page for the options.

DESCRIPTION


VOLTAGE		3x400V-50/60Hz	1x230V-50/60Hz	3x230V-50/60Hz	2x110V-50/60Hz
SHORT-CIRCUIT CURRENT		6.3A	10A	10A	10A
WITH SHROUDED CONVERTER AND DIGITAL SPEED DISPLAY (2 ROTATION DIRECTIONS)	Speed: 300 to 4500 min ⁻¹	C510-KIT-ECO-A	C510-KIT-ECO-B	C510-KIT-ECO-C	C510-KIT-ECO-D

→ We offer the range of holders available on page 52.

Options

Item	DESCRIPTION	MATCHCODE
	Riser base H=30 mm	C510-AC-010
	Riser base H=50 mm	C510-AC-020
	Aluminium base plate	C510-PL-010
	Protecting the tapped holes in the base plate	C501-CVT-PLQ
	Anti-static fabric wristband	C501-BRCL-A-ST
	Protective cover > STAINLESS STEEL < H160	C501-PP-2070_V2
	Rectangular wire suction grille	C501-GR-PLAST-4/4
	Ø100 suction link cone	C501-CO-ECO100

Examples of applications



C510 machine in polishing & buffing configuration
See the specific chapter for the accessories



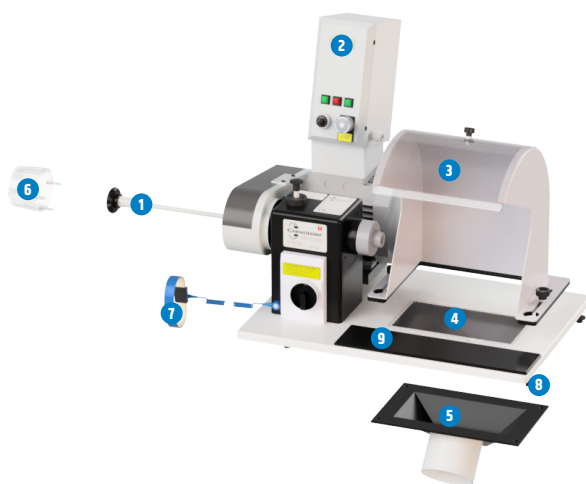
C510 machine in polishing & buffing configuration
See the specific chapter for the accessories



C510 machine in polishing & buffing configuration
See the specific chapter for the accessories

C501-KIT-ECO

The universal polishing machine is used for satin-finishing and lapping operations, and many other preparation jobs. Available for workbench or stand-alone station installation, with built-in suction.



- 1 Clamping rod
- 2 Display
- 3 Protective cover (optional)
- 4 Suction grille
- 5 Link cone
- 6 Rod protector
- 7 Antistatic wristband
- 8 Fastening studs
- 9 Tapped hole protectors

TECHNICAL SPECIFICATIONS

FOR WORKBENCH MOUNTING:

- Anodised aluminium base plate
- Speed range 60 to 2500 min⁻¹ / 400 to 3500 min⁻¹
- Control panel
- Digital speed display
- Spindle lock (tool change)
- Limited Crevoisier® tooling compatibility
- Swing 155mm
- Hardened and trued spindle nose
- Colours: RAL 9011 black and RAL 7035 grey (other colours are optionally available)
- Weight: approx. 50 kg
- Dimensions: 685 x 517 x 480 mm

ACCESSORIES INCLUDED WITH THE MACHINE:

- M8 rod
- Suction grille
- Link cone
- Rod protector
- Tapped hole protectors
- Antistatic wristband
- Fastening studs
- Drilling stencil

DESCRIPTION

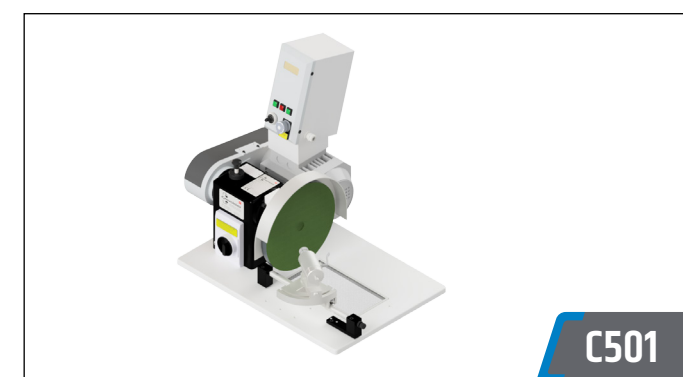
VOLTAGE		3x400V-50/60Hz	1x230V-50/60Hz	3x230V-50/60Hz	2x110V-50/60Hz
SHORT-CIRCUIT CURRENT		4A	10A	7A	10A
WITH SHROUDED CONVERTER AND DIGITAL SPEED DISPLAY (2 ROTATION DIRECTIONS)	Speed: 400 to 3500 min ⁻¹	C501-KIT-ECO-A	C501-KIT-ECO-B	C501-KIT-ECO-C	C501-KIT-ECO-E
	Speed: 60 to 2500 min ⁻¹	C501-KIT-ECO-A.1	C501-KIT-ECO-B.1	C501-KIT-ECO-C.1	C501-KIT-ECO-E.1

→ We offer a wide range of fittings according to the optional accessories you select. For the choice of accessories, see the specific chapters.

Options

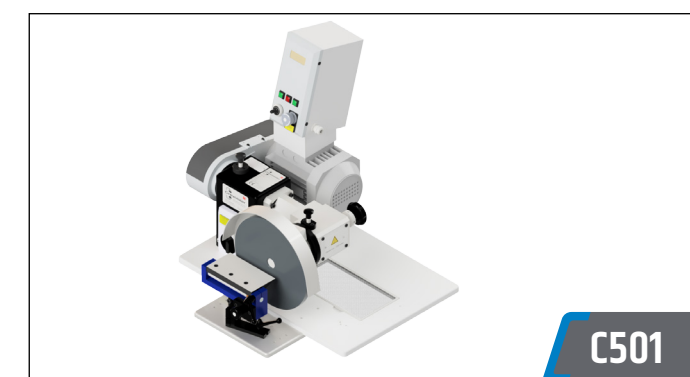
No.	DESCRIPTION	MATCHCODE
1	Protective cover > STAINLESS STEEL < H160	C501-PP-2070

Examples of applications




C501 machine in lapping configuration

See the specific chapter for the accessories



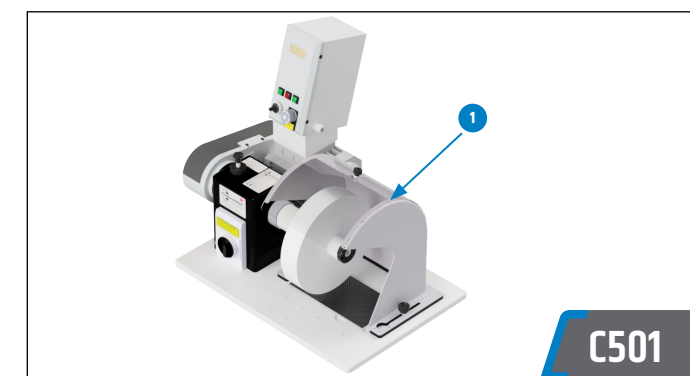
C501 machine in frontal lapping configuration

See the specific chapter for the accessories



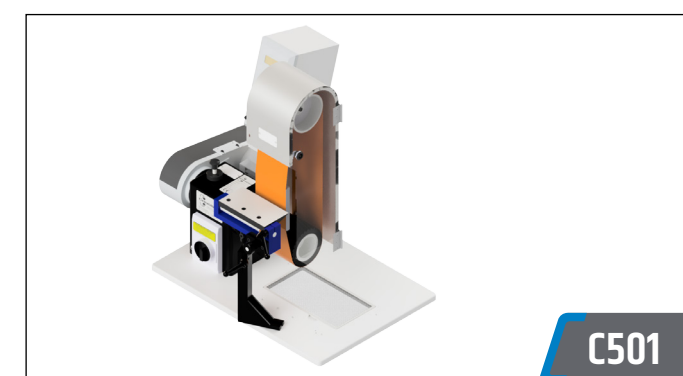
C501 machine in lapping configuration

See the specific chapter for the accessories



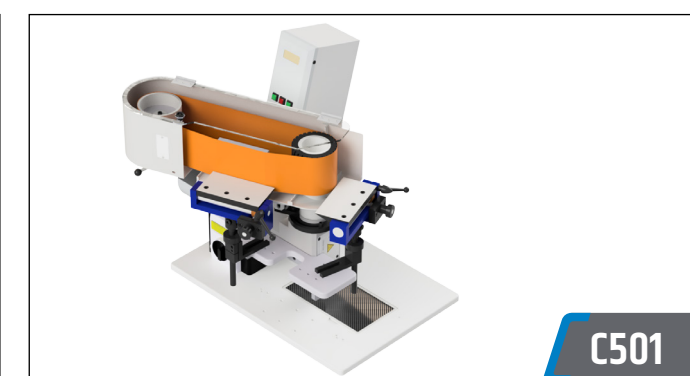
C501 machine in polishing & buffing configuration

See the specific chapter for the accessories



Machine C501 in vertical satin-finishing configuration

See the specific chapter for the accessories




C501 machine in horizontal satin-finishing configuration



See the specific chapter for the accessories

ANGLE TRANSMISSIONS

The 90° angle transmission device can have a disc fitted in the frontal position. It provides improved ergonomics and a better view of the machining area.

Another option: horizontal position fitting for mounting a belt device.



ITEM	DESCRIPTION	MATCHCODE
	90° angle transmission (This item comprises the angle transmission, rod and M8 coupling shaft)	C501-RENV-90°
	M12 adapter	C501-RENV-ADP-M12








Table support for angle transmission

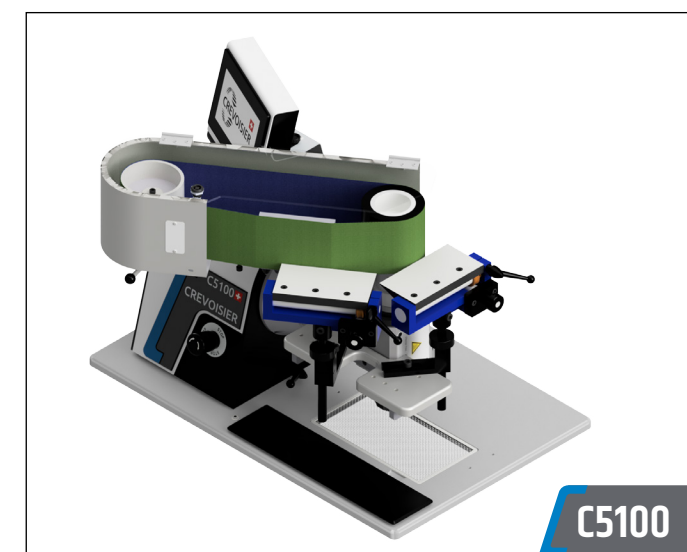
ITEM	DESCRIPTION	MATCHCODE
	Table support for 90° horizontal angle transmission	C501-ST-RENV
	Table support for frontal 90° angle transmission	C501-ST-RENV-D

Examples of applications



C5100 machine in circular satin-finishing configuration

See the specific chapter for the accessories



C5100 machine in horizontal satin-finishing configuration

See the specific chapter for the accessories




C5100 machine in frontal lapping configuration

See the specific chapter for the accessories



BELT DEVICE

The belt device allows you to mount abrasive belts. It is possible to work against a flat surface (belt support) or on the arm of the driving pulley. Additional accessories increase the options for use (examples: narrower belts, smaller pulleys, 3D tables, etc.).



ITEM	BELT DIMENSIONS	DESCRIPTION	MATCHCODE
	1000 x 100	Belt device for universal polishing machine WITHOUT belt support and WITHOUT pulley	C501-T0-50
	1500 x 100	Belt device for universal polishing machine WITHOUT belt support and WITHOUT pulley	C501-T0-60

Belt supports (spare parts)

ITEM	MATERIAL	DESCRIPTION	MATCHCODE
	Steel	Steel belt support	C501-AC-110
	Hard metal	Hard metal belt support	C501-AC-110MD




→ Other dimensions are available on request.

DRIVING PULLEYS

It is possible to work directly against the diameter of the smooth pulley. The diameter of the smooth pulley matches the radius of the workpiece to be satin-finished (taking the belt thickness into consideration). Grooved pulleys should only be used for driving the belt. The standard hardness of the driving pulleys is **80 Shores**.




Smooth/serrated rubber

ITEM	Ø [mm]	DESCRIPTION	MATCHCODE M8	MATCHCODE M12
	12	Monobloc smooth rubber driving pulley, rear clamped	C501-PO-12-M8	C501-PO-12-M12
	15	"	C501-PO-15-M8	C501-PO-15-M12
	20	"	C501-PO-20-M8	C501-PO-20-M12
	25	"	C501-PO-25-M8	C501-PO-25-M12
	30	"	C501-PO-30-M8	C501-PO-30-M12
	35	"	C501-PO-35-M8	C501-PO-35-M12
	40	Smooth rubber driving pulley	C501-PO-40-M8	C501-PO-40-M12
	50	"	C501-PO-50-M8	C501-PO-50-M12
	60	"	C501-PO-60-M8	C501-PO-60-M12
	70	"	C501-PO-70-M8	C501-PO-70-M12
	80	"	C501-PO-80-M8	C501-PO-80-M12
	90	"	C501-PO-90-M8	C501-PO-90-M12
100	"	C501-PO-100-M8	C501-PO-100-M12	
	100	Grooved rubber driving pulley	C501-PO-ST-100-M8	C501-PO-ST-100-M12

→ Other hardnesses and dimensions are available on request.

SMALL ROLLER DEVICE

The small roller device enables you to work against diameters of between 6.5 and 25 mm, for 50 mm belts only.



ITEM	MACHINE TYPE	DESCRIPTION	MATCHCODE M8	MATCHCODE M12
	C5001 & C501 & C5100	Shaft with support and bearing for M8 small roller	C501-AR-10_M8	C501-AR-10_M12

→ The pin-mounted rubber roller must be ordered separately.

Pin-mounted rubber rollers

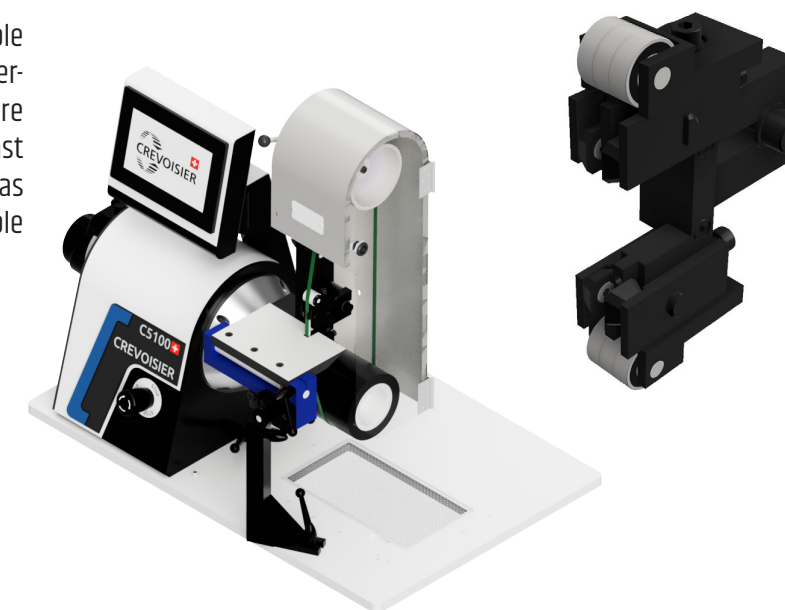
ITEM	Ø [mm]	DESCRIPTION	MATCHCODE
	6.5	Pin-mounted rubber roller	C501-RO-06.5_80SH
	7	"	C501-RO-07_80SH
	8	"	C501-RO-08_80SH
	9	"	C501-RO-09_80SH
	10	"	C501-RO-10_80SH
	12	"	C501-RO-12_80SH
	15	"	C501-RO-15_80SH
	20	"	C501-RO-20_80SH
	25	"	C501-RO-25_80SH

→ The standard hardness of the rubber rollers is **80 Shores**.

→ Other hardnesses and dimensions are available on request.

INTER-HORN AREA POLISHERS

Instead of the traditional belt support, it is possible to mount a device for satin finishing the inter-horn area of the watch case. The belts used are guided by hard metal inserts, and pressed against interchangeable support plates the same width as the belt chosen. Fitting a 3D table provides a stable support for the workpiece to be satin-finished.



ITEM	BELT WIDTH [mm]	DESCRIPTION	MATCHCODE
	4-8	Inter-horn area polisher	C501-AP-10-B
	10-25	Inter-horn area polisher	C501-AP-20-B

→ The interchangeable support plate must be ordered separately.

Interchangeable support plates

ITEM	BELT WIDTH [mm]	DESCRIPTION	MATCHCODE Acier	MATCHCODE Métal Dur
	4	Interchangeable support plate	C501-LA-04	C501-LA-04-MD
	5	"	C501-LA-05	C501-LA-05-MD
	6	"	C501-LA-06	C501-LA-06-MD
	8	"	C501-LA-08	C501-LA-08-MD
	10	"	C501-LA-10	C501-LA-10-MD
	12	"	C501-LA-12	C501-LA-12-MD
	15	"	C501-LA-15	C501-LA-15-MD
	20	"	C501-LA-20	C501-LA-20-MD
	25	"	C501-LA-25	C501-LA-25-MD

Examples of applications



C5100

C5100 machine in vertical satin-finishing configuration
See the specific chapter for the accessories


Examples of applications



C5100

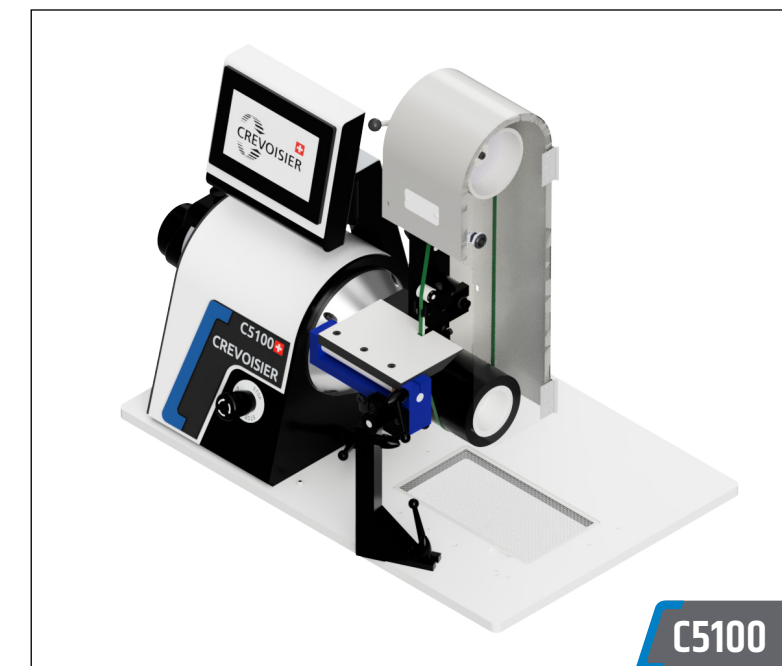
C5100 machine in vertical satin-finishing configuration
See the specific chapter for the accessories

03



C5100

C5100 machine in horizontal satin-finishing configuration
See the specific chapter for the accessories



C5100


C5100 machine in vertical satin-finishing configuration
See the specific chapter for the accessories

LAPPING SYSTEMS

The discs presented in this chapter, thanks to the numerous possible configurations and options, provide an efficient way of undertaking lapping operations.

The discs presented have standard diameters of 240 and 300 millimetres. Discs 300 millimetres in diameter must be fitted with a riser base (see specific chapter). Shapes specific to your application can be created on request.

In addition, a vulcanisation thickness of 10 mm on the face of the disc is available, with a choice of hardness of between 30 and 80 Shores.

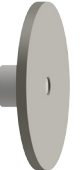
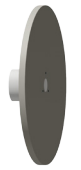


- 1 Rod protector
- 2 Clamping rod
- 3 Disc protector
- 4 Disc

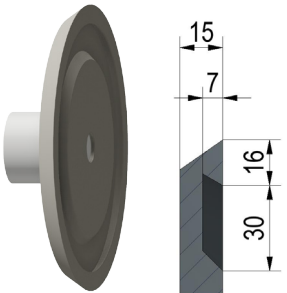
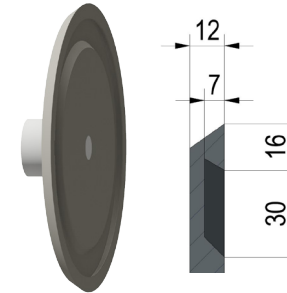
Disc protectors

ITEM	DESCRIPTION	MATCHCODE
	Ø 240 mm disc protector	C501-PRDI-01
	Ø 300 mm disc protector	C501-PRDI-02

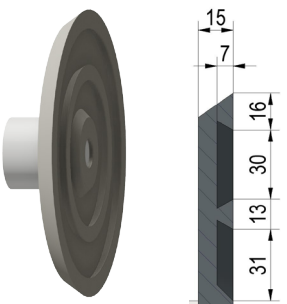
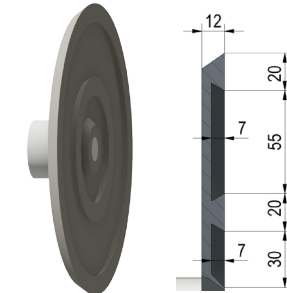
Disques plats

ITEM	Ø [mm]	DESCRIPTION	MATCHCODE M8	MATCHCODE M12
	240	Ø240 flat cast iron disc	C501-DI-10-M8	C501-DI-10-M12
	240	Ø240 flat ground cast-iron disc (Ra 0.4, M8 clamp)	C501-DI-12-M8	C501-DI-12-M12
	300	Ø300 flat cast iron disc	C501-DI-20-M8	C501-DI-20-M12

Dovetail discs

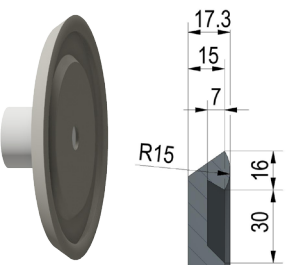
ITEM	Ø [mm]	DESCRIPTION	MATCHCODE M8	MATCHCODE M12
	240	Ø 240 dovetail cast iron disc, clamped by M8 rod	C501-DI-30-M8	C501-DI-30-M12
	300	Ø 300 dovetail cast iron disc, clamped by M8 rod	C501-DI-60-M8	C501-DI-60-M12

Double dovetail discs


ITEM	Ø [mm]	DESCRIPTION	MATCHCODE M8	MATCHCODE M12
	240	Ø 240 double dovetail cast iron disc, clamped by M8 rod	C501-DI-40-M8	C501-DI-40-M12
	300	Ø 300 double dovetail cast iron disc, clamped by M8 rod	C501-DI-110-M8	-

➔ Other dimensions are available on request.

Dovetail discs with neck mould

ITEM	Ø [mm]	DESCRIPTION	MATCHCODE M8	MATCHCODE M12
	240	Ø240 dovetail cast iron disc with neck mould, clamped by M8/M12 rod	C501-DI-50-M8	C501-DI-50-M12



Twin discs for inter-horn area

ITEM	Ø [mm]	DESCRIPTION	MATCHCODE M8	MATCHCODE M12
	240	Ø240 twin cast iron disc for inter-horn area, clamped by M8/M12 rod	C501-DI-70-M8	C501-DI-70-M12

→ Other dimensions are available on request.


Vulcanisation

Vulcanisation is used to diversify the disc hardness in line with your requirements. This is done only on the flat discs range. The thickness allowance is 10 mm.


ITEM	Ø [mm]	HARDNESS [shore]	DESCRIPTION	MATCHCODE M8	MATCHCODE M12
	240	30	Cast iron disc with vulcanisation	C501-DI-11-M8 > 30SH	C501-DI-11-M12 > 30SH
		40	"	C501-DI-11-M8 > 40SH	C501-DI-11-M12 > 40SH
		50	"	C501-DI-11-M8 > 50SH	C501-DI-11-M12 > 50SH
		60	"	C501-DI-11-M8 > 60SH	C501-DI-11-M12 > 60SH
		70	"	C501-DI-11-M8 > 70SH	C501-DI-11-M12 > 70SH
		80	"	C501-DI-11-M8 > 80SH	C501-DI-11-M12 > 80SH
	300	30	"	C501-DI-21-M8 > 30SH	-
		40	"	C501-DI-21-M8 > 40SH	-
		50	"	C501-DI-21-M8 > 50SH	-
		60	"	C501-DI-21-M8 > 60SH	-
		70	"	C501-DI-21-M8 > 70SH	C501-DI-21-M12 > 70SH
		80	"	C501-DI-21-M8 > 80SH	C501-DI-21-M12 > 80SH

LAPPING BARS AND LAPPING CARRIAGES




The lapping bar enables a lapping carriage to be used. The lapping carriages are used for preparing shaped or round workpieces, according to their technical level, supported by the lapping bar.



Lapping bars

ITEM	DESCRIPTION	MATCHCODE
	Long version lapping bar	C501-BAR-LAP.V2
	Angle-adjustable version lapping bar	C501-BAR-LAP.V3
	Stainless steel slotted stop (for Ø16 bar)	C501-BUT-LAP

Chuck system carriages

ITEM	DESCRIPTION	MATCHCODE
	M10x1 right-handed universal carriage, with fine setting to 45° and universal chuck	C501-B0B-UNI_D.D
	M10x1 right-handed universal carriage, with standard setting to 40° and universal chuck	C501-B0B-UNI_D.C
	Left-handed lapping carriage with universal carriage	C501-B0B-D-MAND




Optional: valid for all universal chucks

	Protective ring	C501-3060_SAV_9
---	-----------------	-----------------



→ All carriages are supplied without collets (see page 58) or jaws (see page 42).

LAPPING CARRIAGES AND MANUAL POLISHING TOOLS BOBINO




Collet system carriages

ITEM	DESCRIPTION	MATCHCODE
	M16x1 left-handed universal carriage, with fine setting to 45°	C501-B0B-UNI-45G
	M16x1 right-handed universal carriage, with fine setting to 45°	C501-B0B-UNI-45D
	M16x1 left-handed universal carriage, with standard setting to 40°	C501-B0B-UNI_G
	M16x1 right-handed universal carriage, with standard setting to 40°	C501-B0B-UNI_D
	M16x1 left-handed lapping carriage	C501-B0B-G
	M16x1 right-handed lapping carriage	C501-B0B-D

Accessories





ITEM	DESCRIPTION	MATCHCODE
	Universal chucks on SW12 holder For adapting onto: for bobino C501-B0B-UNI...	C501-3075
	M10x1 SW holder for adapting universal chuck For adapting onto: C-501-B0B-UNI_D/G and C-501-B0B-UNI-45D/G	C501-3060_SAV_11
	M16x1 SW left-handed holder for adapting onto C-501-B0B-UNI_G	C501-B0B-UNI-SAV_1
	M16x1 SW right-handed holder for adapting onto C-501-B0B-UNI_D	C501-B0B-UNI-SAV_2

Manual systems



ITEM	DESCRIPTION	MATCHCODE
	M16x1 left-handed manual polishing handle	C501-B0B-POL-G
	M16x1 right-handed manual polishing handle	C501-B0B-POL-D
	Bobino adapter for internal clamping	C501-ADAPT-B0B-FRM
	Opening rod for manual bobino	C501-ADAPT-B0B-OUV

→ All carriages are supplied without collets (see page 61) or jaws (see page 42).


Modular systems

ITEM	DESCRIPTION	MATCHCODE
	Manual polishing handle with universal chuck	C501-B0B-POL-D-MAND
	CLIP system polishing handle without jaws	C501-B0B-CLIP_A
	CLIP system lapping carriage with handle, without jaws. Usable in carriage mode or manual bobino mode	C501-B0B-CLIP_B
	Lapping base for polishing handle	C501-B0B-CLIP_C

Manual handles

ITEM	DESCRIPTION	MATCHCODE
	Polishing handle with interchangeable 3-jaw chuck	C501-POI-POL-010
	Polishing handle with interchangeable system, without chuck	C501-POI-POL-020

Interchangeable hand accessory

ITEM	DESCRIPTION	MATCHCODE
	CLIP-ON universal chuck without jaws	C501-MAN-CLIP


Optional: valid for all universal chucks

ITEM	DESCRIPTION	MATCHCODE
	Protective ring	C501-3060_SAV_9

→ All carriages are supplied without collets (see page 61) or jaws (see page 42).

QUICK-CLAMPING CHUCKS / JAWS


Quick-clamping chuck

ITEM	DESCRIPTION	MATCHCODE M8	MATCHCODE M12
	Bocks® universal chuck with ring clamping, without jaws, with adapter for clamping via M8 rod	C501-3060_M8	C501-3060_M12





Optionally

ITEM	DESCRIPTION	MATCHCODE
	Protective ring	C501-3060_SAV_9

Jaws with quenched steel base


ITEM	DESCRIPTION	MATCHCODE
	Set of 3 numbered and machined jaws, internal clamping	C501-3060_SAV_1i
	Set of 3 numbered and machined jaws, external clamping	C501-3060_SAV_1e

Jaws with brass base


ITEM	DESCRIPTION	MATCHCODE
	Set of 3 numbered and machined jaws, internal clamping	C501-3060_SAV_4i
	Set of 3 numbered and machined jaws, external clamping	C501-3060_SAV_4e
	Set of 3 numbered and blanked jaws	C501-3060_SAV_3
	Set of 3 Ø19-30 mm machined jaws, internal clamping	C501-3060_SAV_10i
	Set of 3 Ø30.5-43 mm machined jaws, internal clamping	C501-3060_SAV_11i
	Set of 2 rough brass jaws, for chuck	C501-3060_SAV_40

→ Other dimensions are available on request.


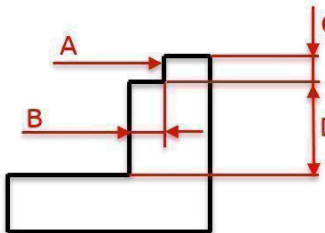
Jaws with plastic base

ITEM	DESCRIPTION	MATCHCODE
	Set of 3 numbered and machined jaws, internal clamping	C501-3060_SAV_6i
	Set of 3 numbered and machined jaws, external clamping	C501-3060_SAV_6e
	Set of 3 numbered and blanked jaws	C501-3060_SAV_5
	Set of 3 Ø12.5-20 machined jaws, internal clamping (same dimensions as SAV_20.1)	C501-3060_SAV_20

Jaws without quenched steel base

ITEM	DESCRIPTION	MATCHCODE
	Set of 3 numbered and machined jaws, internal clamping	C501-3060_SAV_2i
	Set of 3 numbered and machined jaws, external clamping	C501-3060_SAV_2e

Jaws without plastic base


ITEM	DESCRIPTION	MATCHCODE
	Set of 3 numbered and machined jaws, internal clamping	C501-3060_SAV_8i
	Set of 3 numbered and machined jaws, external clamping	C501-3060_SAV_8e
	Set of 3 numbered and blanked jaws	C501-3060_SAV_7
	Set of 3 machined jaws Ø12.5-20, internal clamping	C501-3060_SAV_20.1
	Dimensions: A: Ø12.5 mm (minimum workpiece dimension); B: 1 mm; C: 3 mm; D: 4.5 mm;	

→ Other dimensions are available on request.

DOUBLE DISC

The double disc system enables you to mount two Ø240 mm discs (rough and finishing). Since the height of the lapping bars is different, the strokes will be crossed to improve the preparation.

The double angle transmission device is supplied without the discs.



ITEM	DESCRIPTION	MATCHCODE
	Double disc system, without discs, M8 rod	C501-RENV-DBL
	M12 adapter	C501-RENV-ADP-M12
	Lapping bars	C501-BAR-LAP-DBL
	Tables and bobinos support plate	C501-ST-DBL-10
	Ø 240 flat cast iron disc, M12 clamp screw	C501-DI-10-M12

→ Other discs are available at page 36.

→ The bobinos are not supplied with the double disc (see page 40).

Examples of applications



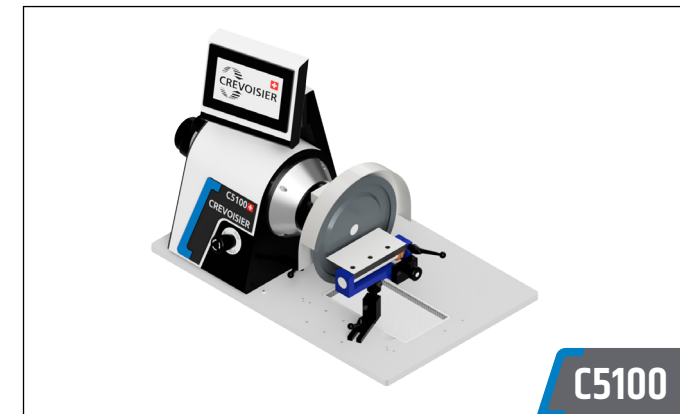
C5100 machine in lapping configuration

See the specific chapter for the accessories




C5100 machine in lapping configuration

See the specific chapter for the accessories




C5100 machine in lapping configuration

See the specific chapter for the accessories



C5100 machine in lapping configuration

See the specific chapter for the accessories



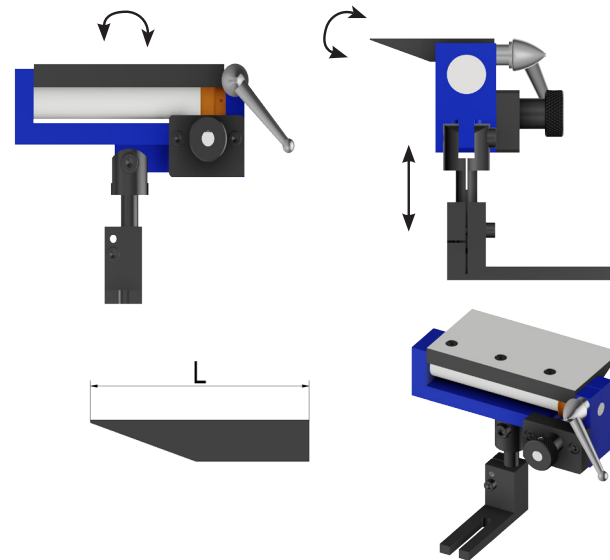
C5100 machine in lapping configuration

See the specific chapter for the accessories

TABLES

The tables provide you with a rigid support for manual work and specific settings for your needs.

The tables presented below are the "standard" ones. We can design developments specific to your application.



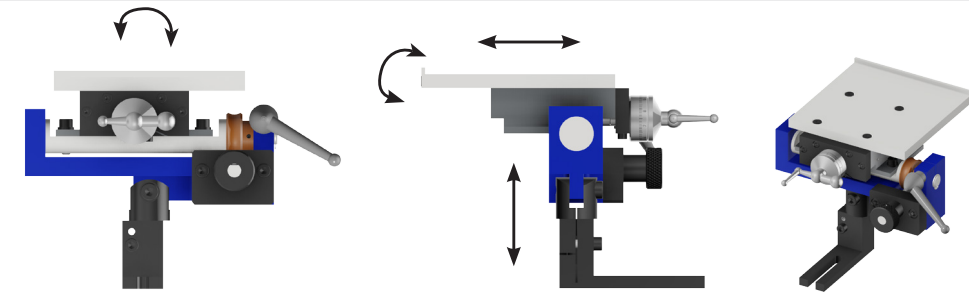
3D tables

ITEM	DESCRIPTION	MATCHCODE
	3D table with fine setting, standard L = 80 mm (without support)	C501-TA-10
	3D table with fine setting, long version L = 110 mm (without support)	C501-TA-10.B
	3D table with fine setting, and recess for inter-horn area device, width 10-25 mm L = 110 mm (without support)	C501-TA-10.C
	3D table with fine setting, and recess for inter-horn area device, width 4-8 mm L = 110 mm (without support)	C501-TA-10.D
	3D table with fine setting, and threaded rod for horizontal belt device, L = 80 mm (without support)	C501-TA-70

SPECIAL TABLES

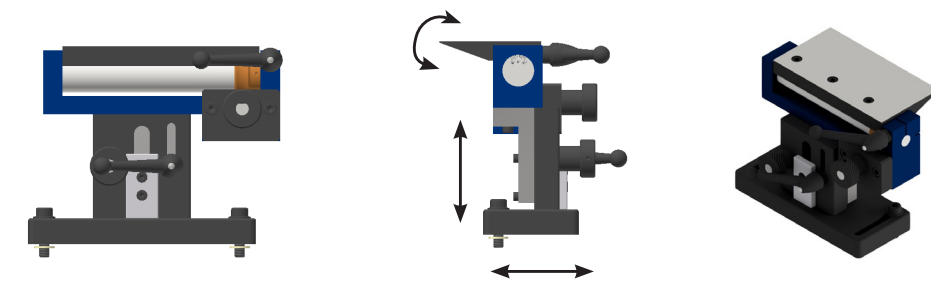
3D table with support ruler

DESCRIPTION	MATCHCODE
3D table featuring a support ruler and slide calliper graduated to 0.01 mm (without support).	C501-TA-21



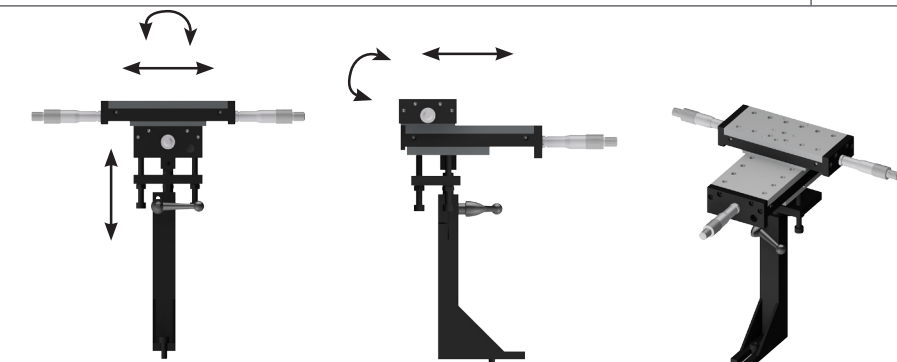
3D table with angular setting

DESCRIPTION	MATCHCODE
3D table with lockable angular stroke setting, and 30 mm vertical stroke setting.	C501-TA-80



Cross slide

DESCRIPTION	MATCHCODE
Cross slide mounted on guide rail, with 3 micrometric stops (without support).	C501-TA-40



"FEET" SUPPORTS

ITEM	DESCRIPTION	MATCHCODE
	Support height 50 mm for disc (clamping handle + screws included)	C501-AC-040
	Reinforced support height 200 mm for belt device (clamping handles + screws included)	C501-AC-120
	Table support for 100x1500 mm horizontal device	C501-TA-80.1

Examples of applications



C5100 machine in vertical satin-finishing configuration
See the specific chapter for the accessories



C5100 machine in lapping configuration
See the specific chapter for the accessories



C501 machine in horizontal satin-finishing configuration
See the specific chapter for the accessories

Examples of applications



C5100 machine in vertical satin-finishing configuration
See the specific chapter for the accessories




C5100 machine in vertical satin-finishing configuration
See the specific chapter for the accessories

Examples of applications



C5100 machine in lapping configuration
See the specific chapter for the accessories




C5100 machine in horizontal satin-finishing configuration
See the specific chapter for the accessories

HOLDERS AND CHUCKS

The holders, chucks, spacers and flanges available to you are intended for fitting consumables on our universal polishing machines (polishing pads, brushes, felt pads, etc.).

All the items available are compatible with all the universal machines from Crevoisier SA.

Developments specific to your application may be manufactured on request.



Ø10 steel stakes

ITEM	DESCRIPTION	MATCHCODE M8	MATCHCODE M12
	Ø10 mm/L=120 mm steel holder	C501-AX-10/120-M8	C501-AX-10/120-M12
	Ø10 mm/L=150 mm steel holder	C501-AX-10/150-M8	C501-AX-10/150-M12
	Ø10 mm/L=180 mm steel holder	C501-AX-10/180-M8	C501-AX-10/180-M12

Ø12 steel stakes

ITEM	DESCRIPTION	MATCHCODE M8	MATCHCODE M12
	Ø12 mm/L=120 mm steel holder	C501-AX-12/120-M8	C501-AX-12/120-M12
	Ø12 mm/L=150 mm steel holder	C501-AX-12/150-M8	C501-AX-12/150-M12
	Ø12 mm/L=180 mm steel holder	C501-AX-12/180-M8	C501-AX-12/180-M12

Ø18 steel stakes

ITEM	DESCRIPTION	MATCHCODE M8	MATCHCODE M12
	Ø18 mm/L=220 mm steel holder	C501-TAS-18/220-M8	C501-TAS-18/220-M12
	Ø18 mm/L=225 mm steel holder, single-piece rat's tail	C501-TAS-18/225-QDR-M8	C501-TAS-18/225-QDR-M12

→ The holders are supplied without the pin spanner (see page 85).

Ø25 steel stakes

ITEM	DESCRIPTION	MATCHCODE M8	MATCHCODE M12
	Ø25 mm/L=40 mm steel holder, with clamping nut	C501-TAS-25/40-M8	C501-TAS-25/40-M12
	Ø25 mm/L=75 mm steel holder, with clamping nut	C501-TAS-25/75-M8	C501-TAS-25/75-M12
	Ø25 mm/L=120 mm steel holder, with clamping nut	C501-TAS-25/120-M8	C501-TAS-25/120-M12
	Ø25 mm/L=150 mm steel holder, with clamping nut	C501-TAS-25/150-M8	C501-TAS-25/150-M12
	Ø25 mm/L=220 mm steel holder, with lock nut	C501-TAS-25/220-M8	C501-TAS-25/220-M12
	Ø25 mm/L=225 mm/w=165 mm steel holder, with single-piece rat's tail and lock nut	C501-TAS-25/225-QDR-M8	C501-TAS-25/225-QDR-M12
	Holder for REGO-FIX ER 11 collet/L=150 mm, clamping via M8 rod, with clamping nuts	C501-TAS-25/150-ER-M8	C501-TAS-25/150-ER-M12




REGO-FIX ER 11 COLLETS

ITEM	DESCRIPTION	MATCHCODE
	REGO-FIX ER 11 collet/Ø1-0.5 mm	C501-ER11_Ø1-0.5
	REGO-FIX ER 11 collet/Ø1.5-1 mm	C501-ER11_Ø1.5-1
	REGO-FIX ER 11 collet/Ø2-1.5 mm	C501-ER11_Ø2-1.5
	REGO-FIX ER 11 collet/Ø2.5-2 mm	C501-ER11_Ø2.5-2
	REGO-FIX ER 11 collet/Ø3-2.5 mm	C501-ER11_Ø3-2.5
	REGO-FIX ER 11 collet/Ø3.5-3 mm	C501-ER11_Ø3.5-3
	REGO-FIX ER 11 collet/Ø4-3.5 mm	C501-ER11_Ø4-3.5
	REGO-FIX ER 11 collet/Ø4.5-4 mm	C501-ER11_Ø4.5-4
	REGO-FIX ER 11 collet/Ø5-4.5 mm	C501-ER11_Ø5-4.5
	REGO-FIX ER 11 collet/Ø5.5-5 mm	C501-ER11_Ø5.5-5
	REGO-FIX ER 11 collet/Ø6-5.5 mm	C501-ER11_Ø6-5.5
	REGO-FIX ER 11 collet/Ø6.5-6 mm	C501-ER11_Ø6.5-6
REGO-FIX ER 11 collet/Ø7-6.5 mm	C501-ER11_Ø7-6.5	

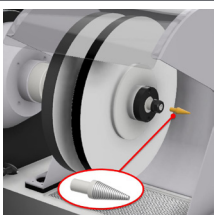

→ Schablin® ESX 12 collets on request.

RAT'S TAILS AND CHUCKS

Quick-clamping chucks





ITEM	DESCRIPTION	MATCHCODE M8	MATCHCODE M12
	Ø0-Ø6.5 mm quick-clamping chuck, with adapter for clamping via M8 rod	C501-3000-M8	C501-3000-M12
	Ø0 - 10 mm quick-clamping chuck, with adapter for clamping via M8 rod	C501-3001-M8	C501-3001-M12
	Ø3-Ø13 mm quick-clamping chuck, with adapter for clamping via M8 rod	C501-3012-M8	C501-3012-M12

Rod-mounted tools


ITEM	DESCRIPTION	MATCHCODE
	Right-handed rat's tail w=20 mm on Ø6 mm rod	C501-QDR_02
	Right-handed rat's tail w=60 mm on Ø6 mm rod	C501-QDR_03
	Ø6 tool support for mounting on Ø6 rod, on end of holder	C501-AX-05-ER

→ The REGO-FIX ER 11 collet must be ordered separately (see page 53).

→ The holders are delivered without the pin spanner.

OUTILLAGES	DESCRIPTION	MATCHCODE
	Special pin spanner for fastening the clamping nut	C501-AC-070
	Pin spanner for C510/C551 holders	C501-AC-071
	Standard 17/19 open-ended spanner	C501-AC-090
	CREVOISIER® tool support for polishing station	C500B-LAY-020

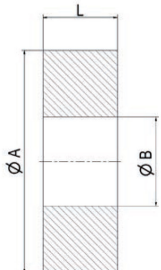
Single-piece rat's tail

ITEM	DESCRIPTION	MATCHCODE M8	MATCHCODE M12
	Crevoisier® single-piece rat's tail clamping via M8 rod	C501-QDR_01	C501-QDR_01-M12

→ Other dimensions are available on request.

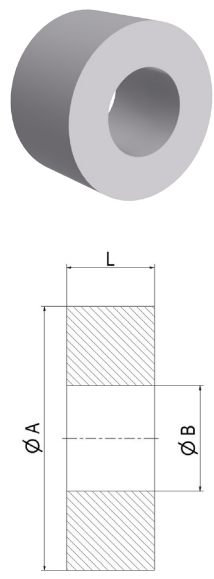
SPACERS

Spacers for stakes

ITEM	DESCRIPTION	Ø A [mm]	Ø B [mm]	L [mm]	MATCHCODE	
	Aluminium flange for Ø25 mm holder	4	120	25	6	C501-LOT-ENT-010
	Aluminium flange for brush	4	90	76	10	
	Spacers for Ø25 mm holder	2	50	25	5	
		10				
		15				
		25				
	2	90	C501-LOT-ENT-030			
	Aluminium flange for brush	8		90	76	10
	Spacers for Ø18 mm holder	2		50	18	5
		10				
25						
50						

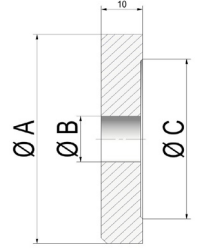
→ Other dimensions are available on request.

Batch of flanges and spacers

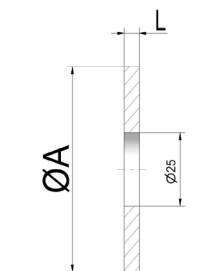
ITEM	DESCRIPTION	QUANTITY	Ø A [mm]	Ø B [mm]	L [mm]	MATCHCODE
	Spacer for Ø10 mm holders	30	10	10	C501-ENT-30/10/10	
				20	C501-ENT-30/10/20	
		40		6	C501-ENT-40/10/06	
				50	C501-ENT-40/10/50	
	Spacer for Ø12 mm holders	30	12	10	C501-ENT-30/12/10	
				20	C501-ENT-30/12/20	
		40		6	C501-ENT-40/12/06	
				50	C501-ENT-40/12/50	
	Spacer for Ø18 mm holders	50	18	5	C501-ENT-50/18/05	
				10	C501-ENT-50/18/10	
				15	C501-ENT-50/18/15	
				25	C501-ENT-50/18/25	
				30	C501-ENT-50/18/30	
				50	C501-ENT-50/18/50	
	Spacer for Ø25 mm holders	50	25	60	C501-ENT-50/18/60	
				5	C501-ENT-50/25/05	
				10	C501-ENT-50/25/10	
				15	C501-ENT-50/25/15	
20				C501-ENT-50/25/20		
25				C501-ENT-50/25/25		
30				C501-ENT-50/25/30		
50				C501-ENT-50/25/50		
70				C501-ENT-50/25/70		
90	C501-ENT-50/25/90					

FLANGES

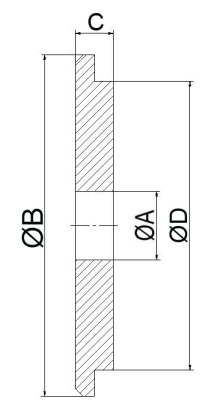
Aluminium flanges for axes

ITEM	DESCRIPTION	Ø A [mm]	Ø B [mm]	L [mm]	MATCHCODE
	Aluminium flange for Ø10 mm axes	40	10	25	C501-FL-040/10
		55		42	C501-FL-055/10
	Aluminium flange for Ø12 mm axes	40	12	25	C501-FL-040/12
		55		42	C501-FL-055/12

Aluminium flanges for stakes

ITEM	DESCRIPTION	Ø A [mm]	L [mm]	MATCHCODE
	Aluminium flange for Ø25 holders	70	6	C501-FL-070/25x6
		90		C501-FL-090/25x6
		110		C501-FL-110/25x6
		120		C501-FL-120/25x6
		130		C501-FL-130/25x6
		150		C501-FL-150/25x6
		250	10	C501-FL-250/25x10

Aluminium flanges for brushes

ITEM	DESCRIPTION	Ø A [mm]	Ø B [mm]	Ø C [mm]	Ø D [mm]	MATCHCODE
	Aluminium flange for Ø12 mm brushes	12	90	10	76	C501-FL-012/76
	Aluminium flange for Ø18 mm brushes	18				C501-FL-018/76
	Aluminium flange for Ø25 mm brushes	25				C501-FL-025/76
			25	150	10	127

➔ Other dimensions are available on request.

QUICK-TIGHTENING CLAMPS (C5100/C5001)

The quick-tightening clamp (manual or pneumatic) mounted on the rear of the machine can be used to clamp parts of various shapes, using an expanding collet.

You can control the pneumatic version using a pedal and set the clamping force by means of a flow regulator.



Quick-tightening clamps, via expanding collet

ITEM	DESCRIPTION	MATCHCODE
	Manual quick-tightening clamp, via expanding collet, for external clamping	C5001-SER-MA
	Pneumatic quick-tightening clamp, via expanding collet, for external clamping	C5001-SER-PNE

→ When ordering, specify the thread direction you want for mounting the collets, right-handed or left-handed.

Adapter

ITEM	DESCRIPTION	MATCHCODE
	C5100/C5001 M16x1 right-handed adapter	C5001-AC-130
	C5100/C5001 M16x1 left-handed adapter	C5001-AC-131

Optionally

ITEM	DESCRIPTION	MATCHCODE
	Start/stop pedal. For manual quick-tightening clamping	C5100-PDL-011
	Pneumatic quick clamping adapter, via expanding collet, for closing clamping system.	C5001-ADAPT-SER_FRM

→ The expanding collet must be ordered separately (see page 61).

→ Consumables and spare parts (see page 72).

QUICK-TIGHTENING CLAMPS (C501)



Quick-tightening clamps, via expanding collet

ITEM	DESCRIPTION	MATCHCODE
	Manual quick-tightening clamp, via expanding collet, for external clamping	C501-SER-MA-2
	Pneumatic quick-tightening clamp, via expanding collet, for external clamping	C501-SER-PNE-2

→ When ordering, specify the thread direction you want for mounting the collets, right-handed or left-handed.

Adapter

ITEM	DESCRIPTION	MATCHCODE
	C501 M16x1 right-handed adapter	C501-NE
	C501 M16x1 left-handed adapter	C501-NE-G


Optionally

ITEM	DESCRIPTION	MATCHCODE
	Start/stop pedal. For manual quick-tightening clamping	C501-PDL-020

→ The expanding collet must be ordered separately (see page 61).

→ Consumables and spare parts (see page 72).

ANGLE TRANSMISSIONS



Quick-tightening clamps, via expanding collet

ITEM	DESCRIPTION	MATCHCODE
	Manual quick-tightening clamp, via expanding collet, for external clamping	C501-SER-MA-3
	Pneumatic quick-tightening clamp, via expanding collet, for external clamping	C501-SER-PNE-3

→ When ordering, specify the thread direction you want for mounting the collets, right-handed or left-handed.

Optionally

N°	DESCRIPTION	MATCHCODE
-	C501 double start/stop and open/close pedal For automatic quick-tightening clamp	C501-PDL_M/A_D/F
1	Suction outlet For quick-tightening clamp system installed on C501/C5001/C510/C5100 machine(s)	C5001-SER-010

→ The expanding collet must be ordered separately (see page 61).

→ Consumables and spare parts (see page 72).

EXPANDING COLLETS FOR OPENING CLAMPING SYSTEM



Ø [mm]	DESCRIPTION	MATCHCODE
50	M16x1 expanding collet, right-handed, steel, pre-slotted	C501-PIAC Ø 50
	M16x1 expanding collet, left-handed, steel, pre-slotted	C501-PIAC-G Ø 50
	M16x1 expanding collet, right-handed, plastic, pre-slotted	C501-PIPL Ø 50
	M16x1 expanding collet, left-handed, plastic, pre-slotted	C501-PIPL-G Ø 50

→ Other dimensions are available on request.

EXPANDING COLLETS FOR CLOSING CLAMPING SYSTEM



Ø [mm]	DESCRIPTION	MATCHCODE
50	M16x1 expanding collet, right-handed, steel, pre-slotted	C501-PIAC_F Ø 50
	M16x1 expanding collet, left-handed, steel, pre-slotted	C501-PIAC-G_F Ø 50
	M16x1 expanding collet, right-handed, plastic, pre-slotted	C501-PIPL_F Ø 50
	M16x1 expanding collet, left-handed, plastic, pre-slotted	C501-PIPL-G_F Ø 50

→ Other dimensions are available on request.

Examples of applications



C5100 machine in polishing & buffing configuration

See the specific chapter for the accessories



C5100 machine in circular satin-finishing configuration

See the specific chapter for the accessories

MICROMOTORS




Badeco micromotors can be used for polishing & micro-image operations, etc. This range of accessories supplements the capabilities provided by Crevoisier polishing stations.

The interchangeable hand tool offers great flexibility. The MX1 Strong model can be ergonomically integrated onto workbenches.




TECHNICAL SPECIFICATIONS

- **Carbon controller**
- **Micromotor:** - Speed 2000 to 20,000 rpm
- **Setting on the unit**
- 70 to 150W - 10.2 N/cm²
- **Start/stop pedal or with variable speed drive** (optional)
- **Support for controller and micromotor**
- **450 hand tool:**
- ¼-turn quick-tightening clamp without stopping the motor;
- Ø2.35 mm;
- **Double dust protection**
- **Concentricity factory guaranteed** to 0.03 mm
- **Installation and wiring on station**



DESCRIPTION	MATCHCODE
Badeco micromotor	C501-BAD-10


Options

N°	DESCRIPTION	MATCHCODE
1	Micromotor support (Ø26 mm) for parallel spindle installation	C501-BAD-15
2	Micromotor support (Ø26 mm) with angular setting	C501-BAD-16
	Micromotor support (Ø24 mm) with angular setting	C501-BAD-17
	PC 200 Start / Stop pedal	C501-BAD-11
	PC 800 variable pedal	C501-BAD-12


→ We offer a wide range of fittings according to the optional accessories you select. For the choice of accessories, see the specific chapters.

ACCESSORIES

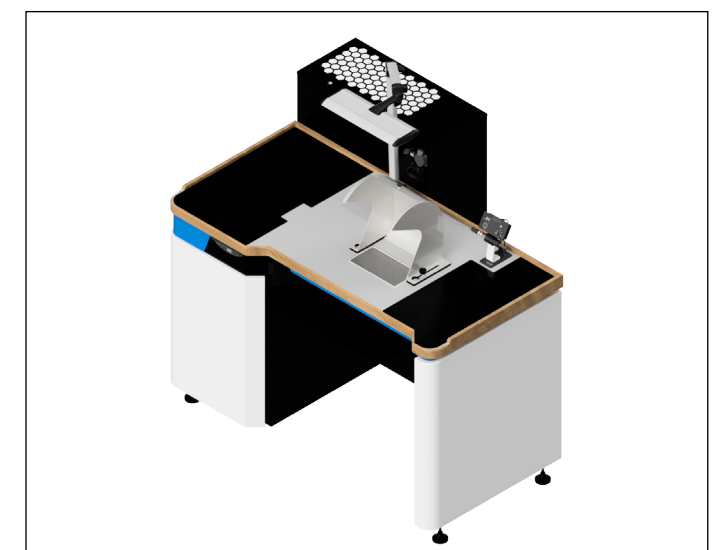
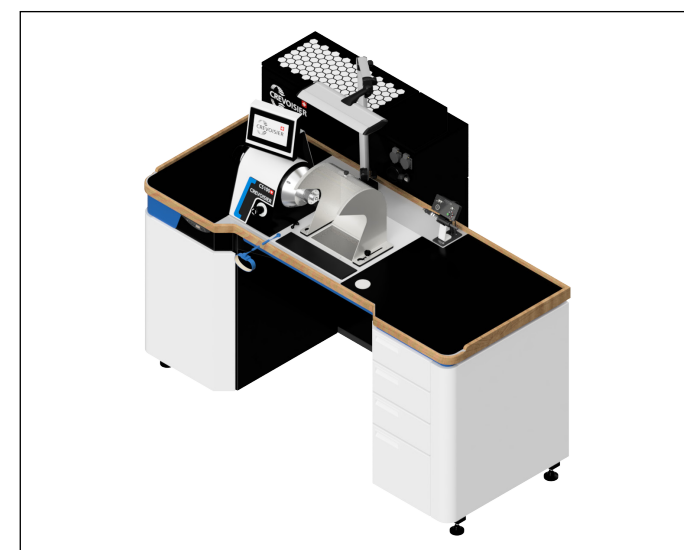
Collets

ITEM	DESCRIPTION	Ø [mm]	MATCHCODE
	HAND TOOL COLLET Ø 450	0.55	C501-BAD-PI-0.55
	HAND TOOL COLLET Ø 450	0.80	C501-BAD-PI-0.80
	HAND TOOL COLLET Ø 450	1.05	C501-BAD-PI-1.05
	HAND TOOL COLLET Ø 450	1.55	C501-BAD-PI-1.55
	HAND TOOL COLLET Ø 450	2.05	C501-BAD-PI-2.05
	HAND TOOL COLLET Ø 450	2.35	C501-BAD-PI-2.35
	HAND TOOL COLLET Ø 450	2.55	C501-BAD-PI-2.55
	HAND TOOL COLLET Ø 450	3.05	C501-BAD-PI-3.05
	HAND TOOL COLLET Ø 450	3.20	C501-BAD-PI-3.20
	9-PIECE COLLET KIT Ø	0.55 à 3.20	C501-BAD-PI-KIT

Microfile

ITEM	DESCRIPTION	MATCHCODE	TECHNICAL SPECIFICATIONS
	Microfile	C501-BAD-100	<ul style="list-style-type: none"> • Grip Ø10 mm • Weight 75 g • Friction stroke 1 mm • Noise <30 dB • Speed 500 to 5000 rpm • Vibration 0.1 m/s²

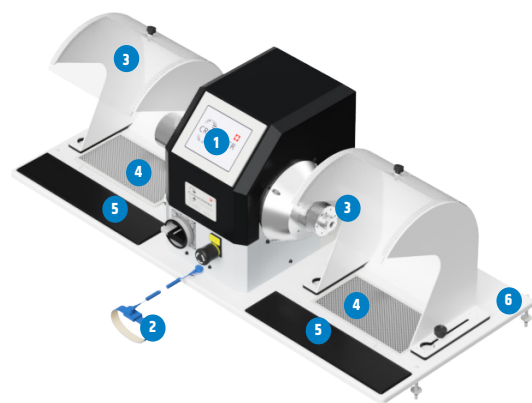
Examples of applications



C5002 SPECIAL APPLICATION

The C5002 universal finishing machine is used for polishing, buffing, satin-finishing, lapping operations, etc. This latest-generation machine is equipped with a spindle motor and a touchscreen for an intuitive user interface.

This machine is equipped with 2 outputs (left and right), thus expanding the operations available to the operator. Available for workbench or station installation, with built-in suction.



- 1 HD touchscreen
- 2 Antistatic wristband
- 3 Protective covers (optional)
- 4 Suction grilles
- 5 Tapped hole protectors
- 6 Base plates

TECHNICAL SPECIFICATIONS

FOR WORKBENCH MOUNTING:

- **Anodised aluminium double base plate** (Width 440 mm x length 1060.5 mm)
- **Built-in spindle motor** 2.1kW
- **Speed range** 100 to 6000 min⁻¹
- **Touchscreen**
- **Spindle locking** (tool changeover)
- **Limited Crevoisier® tooling compatibility**
- **Swing** 165 mm (optionally 200 or 220 mm)
- **Hardened and trued spindle nose**
- **Colours:** NCS 4040 80 B blue
- RAL 7035 grey (other colours are optionally available)
- **Weight:** approx. 65 kg

ACCESSORIES INCLUDED WITH THE MACHINE:

- 2 suction grilles
- 2 link cones
- 2 tapped hole protectors
- 1 antistatic wristband
- 1 spindle protector
- 4 sets of fastening studs
- 1 drilling stencil
- 1 additional fan filter

NOTES:

- **Front clamping accessories**
> M12
 - Right-hand output: Right-handed M12
 - Left-hand output: Left-handed M12


Please contact Crevoisier SA for the M12 tooling references

DESCRIPTION

VOLTAGE	3x400V-50/60Hz	3x230V-50/60Hz	3x230V-50/60Hz
SHORT-CIRCUIT CURRENT	10A	10A	16A
FIXED	C5002-A	C5002-A.1	-
MOBILE	C5002-B	C5002-B.1	-

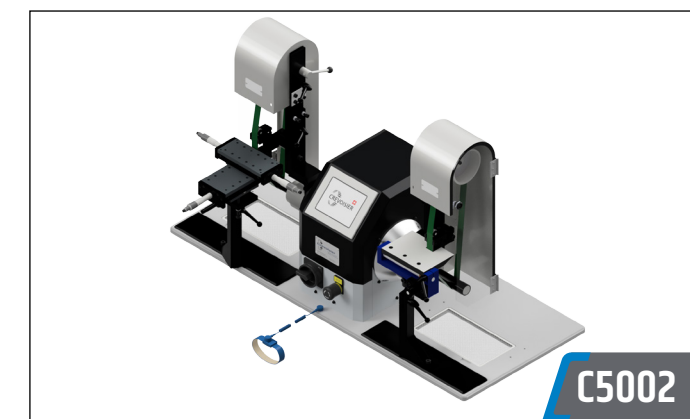
→ We offer a wide range of fittings according to the optional accessories you select. For the choice of accessories, see the specific chapters.

Examples of applications




C5002 machine in lapping configuration

See the specific chapter for the accessories



C5002 machine in vertical & horizontal satin-finishing configuration

See the specific chapter for the accessories

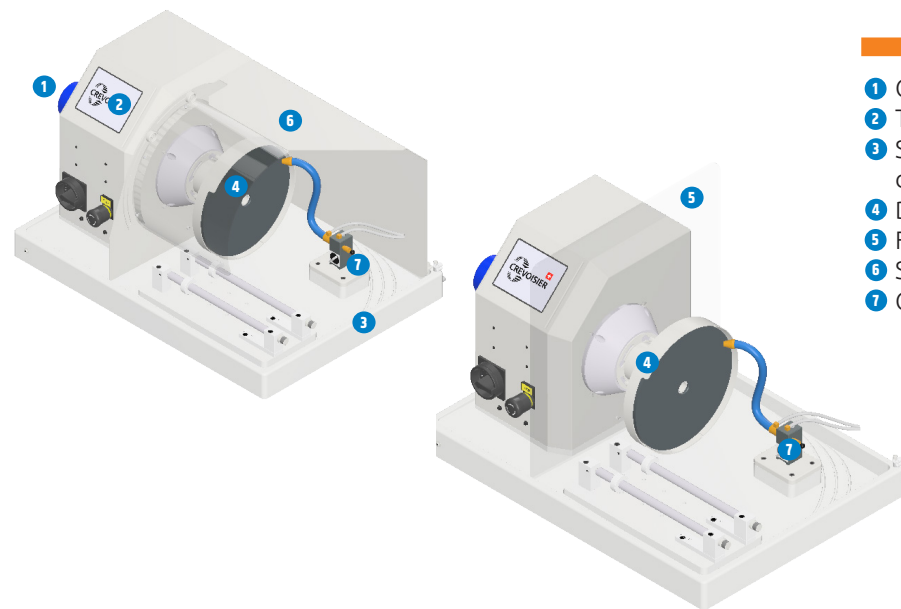


C5002 machine in polishing & buffing configuration

See the specific chapter for the accessories

C5001-INOX Ideal for your applications with lubrication

This universal machine can be used for a variety of operations requiring lubrication. The anodised aluminium base plate enables you to mount accessories such as 3D tables, lapping bars, protective covers, etc. Fluid collection is optimised thanks to the shape of the frame.



- 1 Clamping rod + protector
- 2 Touchscreen
- 3 Single-piece aluminium tray with hard anodisation
- 4 Disc and protector (optional)
- 5 Full plexiglass shroud
- 6 Shroud with mobile protector (optional)
- 7 Cooling spray system

TECHNICAL SPECIFICATIONS

FOR WORKBENCH MOUNTING:

- **Rotation frequency** 100 to 6000 min⁻¹ (clockwise and anti-clockwise)
- **User-friendly interface thanks to the touchscreen**
 - 3 preset working modes
 - 3 x 4 stored speeds
 - Choice of languages
 - Timer
 - Management of optional peripherals (suction, lamp, etc.)
- **Spindle locking** (tool change)
- **100% compatible with the entire C501 and C5001 range**
- **Swing 165 mm** (200 or 220 mm optional)
- **Hardened and trued spindle nose**
- **Colour: Stainless steel**

- **Weight:** 75 kg
- **Built-in converter**
- **Direct transmission**
- **Single-piece aluminium tray with hard anodisation, especially for water collection** (width 500 mm x length 700 mm)

ACCESSORIES INCLUDED WITH THE MACHINE:

- M8 rod
- Rod protector
- Antistatic wristband
- Fastening studs
- Drilling stencil
- Fan filter

→ See the next page for the options.

DESCRIPTION

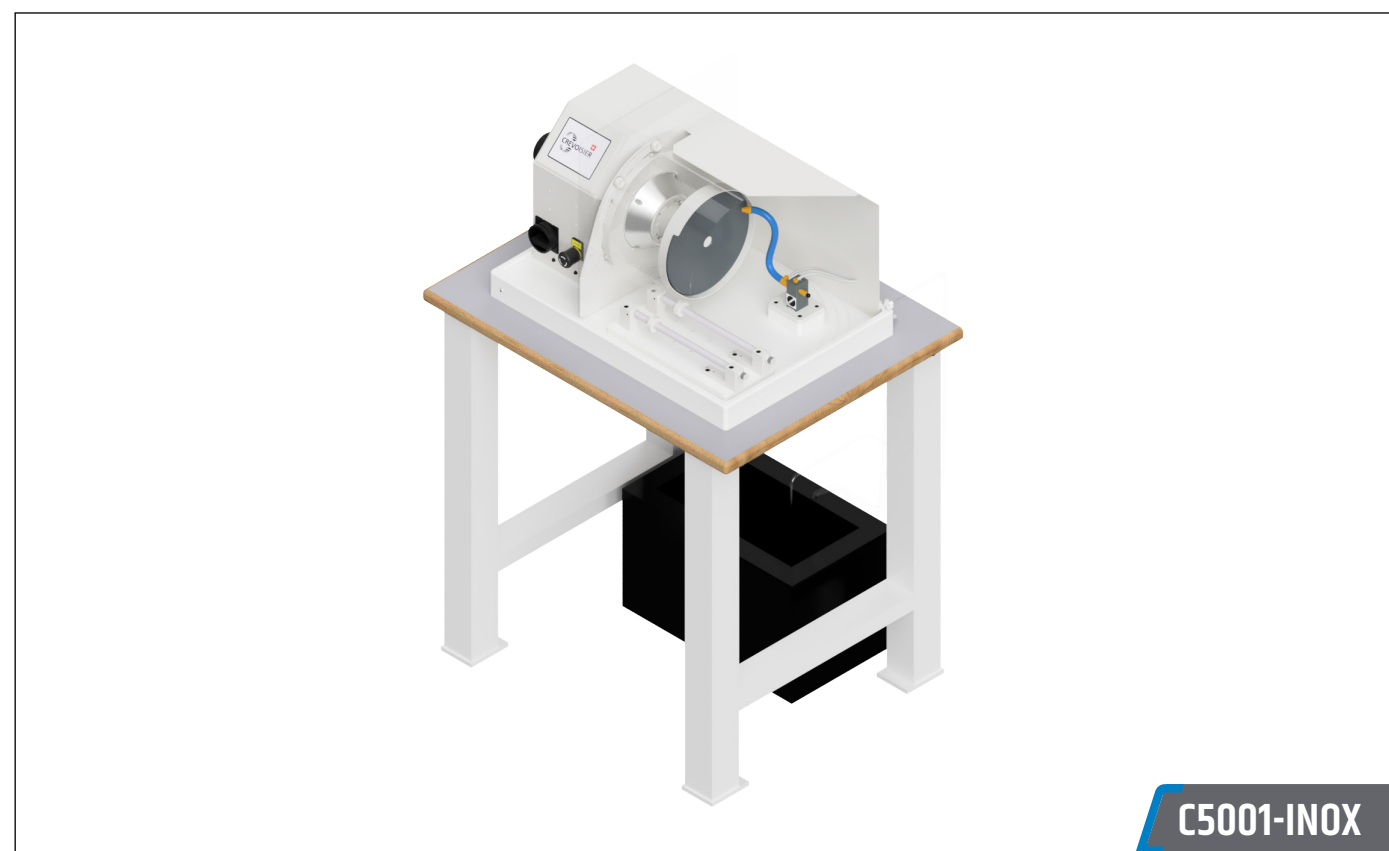
VOLTAGE	3x400V-50/60Hz	1x230V-50/60Hz	3x230V-50/60Hz
SHORT-CIRCUIT CURRENT	10A	16A	10A
C5001 STAINLESS STEEL UNIVERSAL MACHINE	C5001-INOX-A	C5001-INOX-B	C5001-INOX-C

→ We offer a wide range of fittings according to the optional accessories you select. For the choice of accessories, see the specific chapters.

OPTIONS

N°	DESCRIPTION	MATCHCODE
	Protector with adjustable visor	C5001-PROT-002
	Plexiglas protector for C5001 STAINLESS STEEL	C5001-PROT-001
	Micro-lubrication system	C501-MICROLUB-015

Examples of applications




C5001 STAINLESS STEEL machine on special workbench with water collection tray for backroom use

See the specific chapter for the accessories

C5020

This C5020 machine is a versatile frontal lapping machine with two built-in spindle discs 400 mm in diameter. It is equipped with a touchscreen, and can be configured with a table or carriage to meet specific lapping requirements.



- 1 HD touchscreen
- 2 Antistatic wristband
- 3 Removable protective hood
- 4 Suction grille (2x)
- 5 Base plate

TECHNICAL SPECIFICATIONS

FOR WORKBENCH MOUNTING:

- **Anodised aluminium base plate** (Width 550 mm x length 580 mm)
- **Built-in spindle motor** 2x 1.5kW
- **Speed range** 100 to 1800 min-1
- **Touchscreen**
- **Spindle lock** (tool change)
- **CREVOISIER accessories compatibility:** limited
- **Swing** 225 mm and 265 mm
- **Hardened and trued** spindle nose
- **Colours:** - Decorations: NCS 4040 80 B blue, - RAL 7035 grey (other colours optional)
- **Weight:** approx. 130 kg
- **Remote electrical cabinet,** dimensions: 500 x 600 x 220 mm

ACCESSORIES INCLUDED WITH THE MACHINE:

- M8 rod (2x)
- Suction grille (2x)
- Antistatic wristband
- Ø400 mm balanced discs (2x)
- Link cone
- Fastening studs
- Drilling stencil


USER-FRIENDLY INTERFACE THANKS TO THE HD TOUCHSCREEN

- More than 10 languages to choose from
- Torque limiter (optional)
- Timer

DESCRIPTION

VOLTAGE		3x400V-50/60Hz
SHORT-CIRCUIT CURRENT		10A
WITH 2 SHROUDED CONVERTERS AND DIGITAL SPEED DISPLAY	Speed: 100 to 1800 min-1	C5020

Examples of applications



C5020 machine in frontal lapping configuration with carriages

See the specific chapter for the accessories



C5020 machine in frontal lapping configuration with tables

See the specific chapter for the accessories

SLINE STAND-ALONE CHAMFERING STATION

The S-Line stand-alone chamfering station provides optimised ergonomics for chamfering operations, efficient suction to maintain a clean working environment, and a high degree of tool flexibility to meet the specific requirements of chamfering.




SLINE stand-alone chamfering station, 3x400V without touchscreen (C510 base)

→ Additional information can be provided on request.

MOBILE AND COMPACT SUCTION



Compact

ITEM	DESCRIPTION	FILTER ACCESS	VOLTAGE	MATCHCODE
	max.900 m ³ /hour mobile suction, Dimensions: D600 x L700 x H640 mm Suction inlet: Ø100 mm Weight: 65 kg	-	1 x 230V	C501-ASPI-F (1x230V)
		-	3 x 230V	C501-ASPI-F (3x230V)

→ These compact mobile suction systems are designed for sporadic use, and are ideal for After-Sales service centres.

→ These compact mobile suction systems are designed for 1 workstation.


Mobile

ITEM	DESCRIPTION	FILTER ACCESS	VOLTAGE	MATCHCODE
	1200 m ³ /hour mobile suction, Dimensions: D1000 x L450 x H1250 mm Suction inlet: Ø100 mm Weight: 150 kg	Arrière	1 x 230V	C501-ASPI-DA (1x230V)
			3 x 230V	C501-ASPI-DA (3x230V)
		Côté	1x 230V	C501-ASPI-D (1x230V)
			3 x 230V	C501-ASPI-D (3x230V)

→ These mobile suction systems are designed for 1 workstation.









MACHINE SPARE PARTS

Clamping handles

ITEM	DESCRIPTION	MATCHCODE
	Manette de serrage, Type R n° 2b M8 x 20 - Blocage de la coulisse - Blocage des supports « Pieds »	C501-AC-030
	Manette de serrage, Type R n° 2b M8 x 25 - Blocage du réglage de la longueur sur le dispositif à bande (voir à la page 30)	CREAL R-2b-M8x25
	Manette de serrage, Type R n° 2b M8 x 35 - Blocage du tendeur courroie sur machine universelle C501/C510 (voir à la page 26 and page 24)	CREAL R-2b-M8x35
	Manette de serrage, Type R n° 2 M6 x 25 - Blocage du centrage de la bande sur le dispositif à bande (voir à la page 72) - Blocage des tables sur les supports « Pieds » (voir à la page 46)	CREAL R-2-M6x25
	Manette de serrage, Type R n° 2 M6x30 - Blocage angulaire des tables (voir à la page 46)	CREAL-R-2-M6x30




Rods

The clamping rods hold the accessories on the Crevoisier® spindle nose.

ITEM	CLAMPING	DESCRIPTION	MATCHCODE
	M8	M8 rod for C5100/C5001 universal machine	C5001-AC-100
	M8	Removable M8 rod for C5100/C5001 machine	C5001-AC-100.1
	M12	M12 rod for C5100/C5001 universal machine	C5001-AC-120.1
	M12	Removable M12 rod for C5100/C5001 machine	C5001-AC-120.1-DEMON
	W12	W12 collet rod for C5100/C5001 universal machine	C5001-AC-120
	B8	B8 collet rod for C5100/C5001 universal machine	C5001-AC-120.2
	M8	M8 rod for C501/C510 universal machine	C501-AC-100
	M8	M8 rod for angle transmission	C501-AC-100.1


Suction grilles

The suction grids are mounted on the base plates of the universal machines, in order to perform initial filtration. Various materials and sizes are available, depending on the applications.

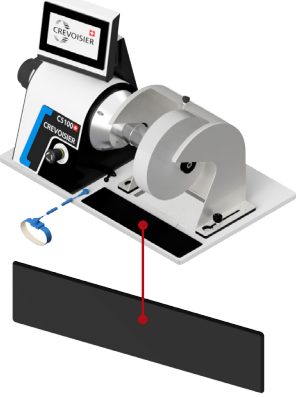
ITEM	TYPE	DESCRIPTION	MATCHCODE
	Wire - 2/2 mm mesh	Stainless steel wire suction grid	C501-GR-INOX-2/2
	Wire - 4/4 mm mesh		C501-GR-INOX-4/4
	Wire - 2/2 mm mesh	Wire suction grille with plastic coat.	C501-GR-PLAST-2/2
	Wire - 4/4 mm mesh		C501-GR-PLAST-4/4
	With handle	Plastic plug for stand-alone station	C501-GR-ECOPL-B

The link cones connect your personal suction system to our universal machines.

Link cones


ITEM	Ø [mm]	DESCRIPTION	MATCHCODE
	80	Link cone	C501-CO-ECO80
	100		C501-CO-ECO100

Tap protectors


ITEM	DESCRIPTION	MATCHCODE
	Tap protectors	C501-CVT-PLQ

Protective covers

The protective covers ensure the operator's safety in the machining zone. They are also used to channel dust or other machining residue, thereby contributing to improving suction.

ITEM	SWING[mm]	RADIUS[mm]	DESCRIPTION	MATCHCODE
	170	150	H160 stainless steel cover with enhanced vision and sliding pad	C501-PP-2070_V2
	200	175	H200 stainless steel cover with enhanced vision and sliding pad	C501-PP-2080_V2
	220		H220 stainless steel cover with enhanced vision and sliding pad	C501-PP-2090_V2


Visor

ITEM	RADIUS[mm]	DESCRIPTION	MATCHCODE
	150	Translucent white protective visor	C501-SAV-905


Accessory

ITEM	DESCRIPTION	MATCHCODE
	Fastening screws for protective covers Fastening screws for protective visors	C501-SAV-910


Riser bases for C5100

ITEM	DESCRIPTION	MATCHCODE
	30 mm riser base	C5100-AC-010
	50 mm riser base	C5100-AC-020


Riser bases for C5001

ITEM	DESCRIPTION	MATCHCODE
	Riser base (fixed version) Height = 35 mm	C5001-AC-301
	Riser base (mobile version) Height = 35 mm	C5001-AC-300
	Riser base (fixed version) Height = 55 mm	C5001-AC-303
	Riser base (mobile version) Height = 55 mm	C5001-AC-302

Riser bases for C510





ITEM	DESCRIPTION	MATCHCODE
	30 mm riser base	C510-AC-010
	50 mm riser base	C510-AC-020

Riser bases for C551






ITEM	DESCRIPTION	MATCHCODE
	30 mm riser base	C551-AC-010
	50 mm riser base	C551-AC-020

→ The riser base requires the cover to be replaced with a version matching the base height.

Miscellaneous






ITEM	MACHINE	DESCRIPTION	MATCHCODE
	C5001	Blue rod protector	C5001-SAV-101
	C5001	Black rod protector	C5001-SAV-101.1
	C5001 C5100	Rod protector	C5100-SAV-101.3
	Tous	Antistatic wristband	C501-BRCL-A-ST

Ergonomic accessories




ITEM	DESCRIPTION	MATCHCODE
	Armrest with tapped hole protectors	C500B-ACCOU-020
	Manual footrest	C5001-RPP-MAN
	Footrest with foot adjustment	C5001-RPP-ERGO
	RELAX footrest	C5001-RPP-RELAX
	Ergonomic chair with/without casters	C501-AC-300/301

FILTER SPARE PARTS





For DSG comfort and short stations

STATION	ITEM	DESCRIPTION	MATCHCODE
		Upper internal filter <i>Filtration quality F9</i>	C501-SAV-104
		Upper internal wooden filter <i>Filtration quality F9</i>	C501-SAV-104.B
		Lower internal filter <i>Filtration quality G4</i>	C501-SAV-105
		Air diffusion mat <i>Comfort and short station</i>	C501-SAV-120







For DSG/SLine compact station

STATION	ITEM	DESCRIPTION	MATCHCODE
		Lower internal filter <i>Filtration quality G4</i>	C501-SAV-126
		Upper internal filter <i>Filtration quality F9</i>	C501-SAV-127

For S-Line comfort and short stations

STATION	ITEM	DESCRIPTION	MATCHCODE
		Lower internal filter <i>Filtration quality G4</i>	C501-SAV-105
		Upper internal filter <i>Filtration quality F9</i>	C501-SAV-128

For standard and double stand-alone stations

STATION	ITEM	DESCRIPTION	MATCHCODE
		Upper internal filter <i>Filtration quality F9</i>	C501-SAV-104
		Upper internal wooden filter <i>Filtration quality F9</i>	C501-SAV-104.B
		Lower internal filter <i>Filtration quality G4</i>	C501-SAV-105
		Air diffusion mat <i>Standard stand-alone station</i>	C501-SAV-106
		Air diffusion mat <i>Double stand-alone station</i>	C501-SAV-107

For nestable stand-alone station

STATION	ITEM	DESCRIPTION	MATCHCODE
		Bag filters kit	C501-SAV-106.1
		H13 absolute upper filter	C501-SAV-106.2
		Air diffusion mat	C501-SAV-106.3








For C5100 machine

STATION	ITEM	DESCRIPTION	MATCHCODE
		Fan filter	C5100-SAV-010






For C5001 machine

STATION	ITEM	DESCRIPTION	MATCHCODE
		Fan filter	C5001-AC-200

For remote suction systems

STATION	ITEM	DESCRIPTION	MATCHCODE
		Flat compact filter <i>Filtration quality F9</i>	C501-SAV-110
		Pleated filter <i>Filtration quality G4</i>	C501-SAV-110.1
		Filter mat (380x320x20) <i>Filtration quality G4</i>	C501-SAV-110.2
		3-outlet filter for suction, 550 m ³	C501-SAV-108
		Absolute filter for suction, 550 m ³	C501-SAV-108.1

For mobile suction system





STATION	ITEM	DESCRIPTION	MATCHCODE
		Upper internal filter <i>Filtration quality F9</i>	C501-SAV-104
		Upper internal wooden filter <i>Filtration quality F9</i>	C501-SAV-104.B
		Lower internal filter <i>Filtration quality F9</i>	C501-SAV-105
		Filter mat (230x355x20) <i>Filtration quality G4</i>	C501-SAV-125

DRAWER UNIT

Drawers





ITEM	DESCRIPTION	MATCHCODE
	Poignée encastrable, RAL 7035 (gris) pour poste DSG	C500B-LAY-100
	Poignée encastrable, RAL 7021 (noire) pour poste DSG	C500B-LAY-101

Tooling

ITEM	DESCRIPTION	MATCHCODE
	SS storage system for C5100 machine on DSG/SLine station	C500B-Lay-015
	SS storage system for C510/C551 machine on DSG/SLine station	C500B-Lay-016
	SS storage system for Crevoisier machine, without tools	C500B-LAY-017
	CREVOISIER® tool support for polishing station	C500B-LAY-020

TOOLING




Clamping nuts

ITEM	DESCRIPTION	MATCHCODE
	M18 clamping nut, right-handed	C501-SAV-161.1
	M20x1 clamping nut, right-handed	C501-SAV-161.2
	M25x2 clamping nut, right-handed	C501-SAV-161.3
	Clamping nut for ER 11 collet	C501-ECR-ER11


For fastening double disc protector

ITEM	DESCRIPTION	MATCHCODE
	Knurled head screw, M4x10, Ø16	C501-SAV-111


Table support pins

ITEM	DESCRIPTION	MATCHCODE
	Table support pin (short)	C501-SAV-163
	Table support pin (long threaded)	C501-SAV-160
	M14 Knurled nut	C501-SAV-161



Adapters for expanding collet on C501

ITEM	DESCRIPTION	MATCHCODE
	Adapter for M16x1 right-handed collet	C501-NE
	Adapter for M16x1 left-handed collet	C501-NE-G






Adapters for expanding collet on C5001/C5100

ITEM	DESCRIPTION	MATCHCODE
	Adapter for M16x1 right-handed collet	C5001-AC-130
	Adapter for M16x1 left-handed collet	C5001-AC-131



Adapters for SCHAUBLIN® collet on C5001/C5100

ITEM	DESCRIPTION	MATCHCODE
	Adapter for W12 collet	C5001-NZ-W12
	Adapter for B8 collet	C5001-NZ-B8


Angle transmissions and double disc

ITEM	DESCRIPTION	MATCHCODE
	M12 adapter for angle transmission and double disc system	C501-RENV-ADP-M12
	M12 drive shaft, without coupling for angle transmission and double disc system	C501-RENV-ADP-M12-010
	M12 coupling for angle transmission and double disc system	C501-RENV-ADP-M12-011
	M8 drive shaft, without coupling for angle transmission and double disc system	C501-RENV-ADP-M8-010
	M8 coupling for angle transmission and double disc system	C501-RENV-ADP-M8-011




Tables

ITEM	DESCRIPTION	MATCHCODE
	Plate for 3D table, with 80 mm width	C501-TA-15
	Plate for 3D table, with 110 mm width	C501-TA-15.B
	Plate for 3D table, with 26 mm opening	C501-TA-15.C
	Plate for 3D table, with 9 mm opening	C501-TA-15.D

Micro-lubrication system

ITEM	DESCRIPTION	MATCHCODE
	Micro-lubrication system	C501-MICROLUB-015





Small roller devices, C501-AR-10_M8

ITEM	DESCRIPTION	MATCHCODE
	Ball bearing for bezel	C501-SAV-114
	Chuck for small roller support, M8 clamp (see page 86 "small roller")	C501-AR-10-SAV-010
	Shaft for small roller, M12 clamp (see page 86 "small roller")	C501-AR-10-SAV-020

Inter-horn device

ITEM	DESCRIPTION	MATCHCODE
	Hard metal inserts for C501-AP-10-B, C501-AP-20-B inter-horn devices	C501-SAV-153

MISCELLANEOUS SPANNERS/KEYS

ITEM	DESCRIPTION	MATCHCODE
	Special pin spanner for fastening the clamping nut	C501-AC-070
	Pin spanner for C510 holders	C501-AC-071
	Standard open-ended spanner #17/#19	C501-AC-090
	Set of Allen keys with spherical head Long version (1.5-10 mm)	C501-AC-099



Grinding and finishing machining centre
The versatility of a Swiss army knife,
for the full package



Finishing centre in several configurations
An economic solution for tackling new challenges



Collaborative polishing cell
developed by polishers for polishers



Compact loading cell equipped with a poly-articulated robot compatible with a wide range of machines of all brands



Polishing station available in several configurations, and with a vast choice of accessories to carry out any finishing work you need.